

# PRODUCT SELECTION GUIDE

- AC/DC Converters ■ DC/DC Converters ■ Switching Regulators ■ LED Drivers
- Power ICs, Transformers, Discrete Solutions ■ Custom Solutions



**WE POWER YOUR PRODUCTS**  
SOLUTION PROVIDER FOR ALL POWER APPLICATIONS

# SOLUTION PROVIDER FOR ALL POWER APPLICATIONS

As a solution provider for all power applications, RECOM enables engineers to create the power tree structure of their designs both flexibly and efficiently by decentralizing the power supply into front ends (high input voltage AC or DC), intermediate power using isolated DC/DC converters, and point-of-load switching regulators. To support this concept, RECOM manufactures a full range of standard and customized AC/DC and DC/DC converters and switching regulators needed for such applications as IoT, industry, smart homes and buildings, energy monitoring, medical, automation, and transportation.

RECOM offers power supplies in every power class from sub-1W up to tens of kW, as well as low and high current switching regulators and LED drivers, and discrete solutions in a wide selection of formats, sizes and pinouts. The company headquarters are located in Gmunden, Austria, which includes a state-of-the-art logistics center, global tech support, and test, measurement and EMC laboratories. The RECOM name has become synonymous with exceptional product quality, business integrity, continuous innovation, and outstanding customer service and has a global distribution, catalog company and tech support network second to none.

## RECOM: A global manufacturer

RECOM-owned factories are located in Italy, Mainland China, Thailand, and Taiwan with numerous subcontractors situated throughout Asia and Europe, enabling us to provide both low-cost commercial products as well as custom power solutions quickly and efficiently.

## Innovative

Since our first DC/DC converter came off the production line over 50 years ago, RECOM continues to launch innovative new products, often setting new standards within the industry. A new RECOM product is released every two weeks on average. Over the past five decades, RECOM has become one of the fastest growing power supply manufacturers of standard and customized products in the industry. This is largely due to an exceptional, globally-based team of forward-thinking engineers and technical sales personnel, along with our commitment to high-quality products and responsive customer service.



## Efficient

When it comes to efficiency, our aim is to go beyond industry expectations, not only in the performance of our converters, but also by assisting engineers with integrating RECOM products into their designs. We pride ourselves in providing over 35,000 standard products to choose from, thus providing solutions for almost any application. Custom designs are also possible, through our subsidiary company RECOM Power Systems SrL, as well as directly with RECOM. RECOM is able to provide production samples quickly through our reliable distribution network and can provide guidance with application and EMC issues through our skilled and knowledgeable team of support engineers.



## Reliable

Here at RECOM, we understand that trustworthiness is the most critical factor when customers choose third-party power supply products for their applications. All RECOM products are thoroughly tested during development for performance and reliability, including rigorous EMC and stress testing, to identify any design weaknesses before they are released to the market. Due to our thorough development and testing process, whether for eventual mass production or a short-run order custom, we are able to provide warranties of up to five years and shelf lives of up to ten years. RECOM products and processes meet the highest international standards, backed with certification from international safety agencies.



## Certified products:

RECOM offers product safety certifications including CE, EN, UL, CSA, ENEC, and PSE marks to meet our customers' requirements of international safety standards. Our manufacturing and logistics sites are IATF 16949, ISO 9001, ISO 14001, and ISO 45001 certified, guaranteeing the highest level of quality control, environmental sustainability and corporate responsibility.



# Product Selection Guide

## AC/DC CONVERTERS

PCB Mount | Chassis Mount | 1AC DIN-Rails | 3AC DIN-Rails | Accessories

pages 4 - 15

## DC/DC CONVERTERS

Unregulated | Regulated | IGBT/SiC MOSFET/GaN | Power Solutions - Plug & Play | Accessories

pages 16 - 42

## POWER ICs, TRANSFORMERS & DISCRETE SOLUTIONS

Power ICs | Secondary Side Solutions | Transformers | Power IC + Transformer | Discrete Solution

pages 43 - 56

## SWITCHING REGULATORS

Step Down | Buck-Boost | Power Modules

pages 57 - 64

## LED DRIVERS

AC/DC Constant Current | AC/DC Constant Voltage | DC/DC Constant Current | Accessories

pages 65 - 66

## CUSTOM SOLUTIONS

AC/DC | DC/DC | DC/AC | Discrete

pages 67 - 71

# AC/DC POWER SUPPLIES

RECOM offers a wide range of AC/DC power supplies with performance and certifications suitable for environments ranging from household to harsh industrial with IP67, medical, test and measurement, e-mobility, defence, and building automation. Typical applications include smart metering, EV chargers, robotics, power electronics, drones, and power for electrical cabinets. Custom, semi-custom and modified standard designs are readily available.

RECOM AC/DC power supplies utilize state-of-the-art design techniques and topologies to meet today's demands for safe, efficient, reliable, and cost-effective ErP compliant products with low standby losses – all this in the smallest case sizes and footprints with world-wide input voltage ranges, from 100VAC up to 480VAC and with output powers ranging from 1W up to 75kW.

RECOM offers board mount, SMD-mount, chassis mount, rack-mount, and DIN-rail mount versions for easy integration into existing designs or to allow rapid system power solutions. A special focus is on solutions for fan-less operation, supported by clever thermal management for simple system integration even in crowded installations. The standard catalog of on-board and off-board solutions span powers from 1W to 1200W with convection cooling only. Higher power solutions with liquid cooling are available on request.

Accessories include smart E-fuses and redundancy modules.

Mechanical formats include PCB mounting with through-hole or SMD pins, fully encapsulated with wire connections, open frame with pin connectors, screw terminals or cage clamp connectors,

DIN-rail mounting with screw terminal or push-in connectors, and even in-panel-mounting with an IEC C14 connector. All products meet class B EMC requirements without any additional filtering and have built-in fuses and surge protection. Medical-grade products feature 2MOPP isolation and leakage current performance suitable for BF applications.


















The RECOM AC/DC Book of Knowledge provides an insight into the design methodologies used in your choice of AC/DC converter. [www.recom-power.com/bok](http://www.recom-power.com/bok)



# AC/DC CONVERTERS

## PCB MOUNT






- 2 to 65 watts
- Regulated outputs
- OVP and OCP protected
- Low output ripple & noise
- High efficiency over the entire load range
- Optimized stand by mode operation
- Built-in EN55032 class B filter
- Ultra compact size
- Modified standards available

Series	Power (W)	Vin (VAC)	Vout (VDC)	Isolation	Dimensions (LxWxH) / Pinning	Certifications	Other Features
 <a href="#">RAC02E-K/277</a>	2	85-305	3.3, 5, 12, 15, 24	4 kVAC / 1min	33.7 x 22.2 x 15.4 mm (1.3" x 0.9" x 0.6")	 EN/IEC/UL62368-1 EN/IEC61558-1, 2-16 EN60335-1	Low profile / tiny footprint operating temperature range: -40°C to +90°C with derating, full load power up to 80°C no load power consumption <75mW
 <a href="#">RAC03-K</a> <a href="#">RAC03-K/SMT</a>	3	85-264	3.3, 5, 12, 15, 18, 24	3 kVAC / 1 min	28.5 x 23.5 x 17.9 mm (1.1" x 0.9" x 0.7") 27.7 x 23.7 x 19.0 mm (SMT) (1.1" x 0.9" x 0.8")	 EN/IEC/UL62368-1 EN/IEC60335-1  EN/IEC61558-1, -2 EN62233	Operating temperature range: -40°C to +80°C household certified, tiniest footprint at 3W /SMT: JEDEC reflow soldering construction 5000m altitude
 <a href="#">RAC03E-K/277</a>	3	85-305	3.3, 5, 12, 15, 24	4 kVAC / 1min	37.0 x 24.0 x 15.4 mm (1.5" x 0.9" x 0.6")	 EN/IEC/UL62368-1 EN62233 EN/IEC61558-1, 2-16 EN60335-1	Operating temperature range: -40°C to +85°C OVC III household certified, low profile no load power consumption <75mW
 <a href="#">RAC04-K/277</a>	4	80-305	3.3, 5, 12, 15, 24	4 kVAC / 1 min	36.7 x 27.2 x 17.4 mm (1.4" x 1.0" x 0.7")	 EN/IEC/UL60950-1 EN/IEC/UL62368-1 EN/IEC61558-1, 2-16 EN61010-1 EN60335-1	Operating temperature range: -40°C to +90°C household certified 6W peak power 5000m altitude
 <a href="#">RAC04NE-K/277</a>	4	85-305	5, 9, 12, 15, 24	4.2 kVAC / 1 min	37.0 x 24.0 x 18.0 mm (1.5" x 0.9" x 0.7")	 EN/IEC/UL62368-1 EN/IEC60335-1 EN/IEC61558-1, 2-16 EN/IEC61347-1, 2-13 IEC60730, EN62233	OVC III: up to 3000m altitude, OVC II: 5000m EN55032 class B: floating or grounded output (eg. PELV), 6W peak power for 20s surge ratings 2kV (L-N), 4kV (L-PE)
 <a href="#">RAC05E-KT</a>	5	90-264	4, 5, 12, 15, 24	3 kVAC / 1 min	32.1 x 27.1 x 21.8 mm (1.3" x 1.1" x 0.9")	 EN/IEC/UL62368-1 EN/IEC60335-1 EN/IEC61558-1, 2-16	Operating temperature range: -25°C to +75°C economical design no load power consumption <100mW EI30 standard transformer pinout
 <a href="#">RAC05-K/277</a>	5	85-305	3.3, 5, 12, 15, 24	4.2 kVAC / 1 min	31.7 x 26.7 x 21.8 mm (1.2" x 1.0" x 0.9")	 EN/UL62368-1 EN/IEC60335-1 EN/IEC61558-1, 2-16	OVC III: up to 2000m altitude OVC II: 5000m altitude operating temperature range: -40°C to +90°C 6W peak power
 <a href="#">RAC05-K/480</a>	5	85-528	5, 12, 15	5.4 kVAC / 1 min	52.5 x 27.4 x 23.0 mm (2.1" x 1.1" x 0.9")	 EN/IEC62368-1 IEC/UL61010-1	Suitable for phase to neutral or phase to phase connections OVC III: up to 3000m altitude operating temperature range: -40°C to 80°C

# AC/DC CONVERTERS

## PCB MOUNT













- 2 to 65 watts
- Regulated outputs
- OVP and OCP protected
- Low output ripple & noise
- High efficiency over the entire load range
- Optimized stand by mode operation
- Built-in EN55032 class B filter
- Ultra compact size
- Modified standards available

Series	Power (W)	Vin (VAC)	Vout (VDC)	Isolation	Dimensions (LxWxH) / Pinning	Certifications	Other Features
 <a href="#">RACM06E-K/277</a>	6	80-305	3.3, 5, 12, 15, 18, 24	4 kVAC / 1min	25.6 x 25.6 x 16.6 mm (1.0" x 1.0" x 0.6")	 EN/IEC62368-1 ANSI/AAMI ES60601-1 EN/IEC60601-1 EN/IEC60335-1 EN/IEC61558-1 EN62233	2MOPP rated to 5000m; suitable for BF use OVC III: up to 5000m altitude operating temperature range: -40°C to +90°C
 <a href="#">RAC10-K/277</a>	10	85-305	3.3, 5, 12, 15, 18, 24 ±12, ±15	4 kVAC / 1 min	52.5 x 27.4 x 23.0 mm (2.1" x 1.1" x 0.9")	 EN/IEC/UL60950-1 EN/IEC/UL62368-1 EN/IEC60335-1 EN62477-1	OVC III: up to 3000m altitude operating temperature range: -40°C to +80°C 14 watt peak power
 <a href="#">RAC10E-K/277</a>	10	85-305	3.3, 5, 12, 15, 24	4 kVAC / 1 min	45.7 x 25.4 x 21.5 mm (1.8" x 1.0" x 0.8")	 IEC/UL62368-1 EN/IEC61558-1, 2-16	Economical design compact shape OVC III: up to 2000m altitude EMI class B with grounded output (eg. PELV)
 <a href="#">RAC15-K/480</a>	15	85-528	5, 12, 15, 24	3.6 kVAC / 1 min	52.5 x 40.0 x 25.5 mm (2.1" x 1.6" x 0.9")	 EN/IEC/UL62368-1 EN/IEC61010 EN60335-1	Suitable for phase to neutral or phase to phase connections OVC III: up to 5000m altitude, PD3 and LPS operating temperature range: -40 to +90°C
 <a href="#">RAC15-K/WI</a>	15	18-264	5, 12, 15, 24, 54	4 kVAC / 1 min	52.5 x 40.0 x 25.5 mm (2.1" x 1.6" x 0.9")	 IEC/EN/UL62368 IEC/EN61558 EN60335	24V to 240V AC or DC input operating temperature range: -40 to +85°C OVC III: to 3000m altitude; OVC II: to 5000m
 <a href="#">RACM16E-K/277</a>	16	85-305	3.3, 5, 12, 15, 24, 30	4 kVAC / 1 min	52.7 x 27.6 x 23.0 mm (2.1" x 1.1" x 0.9")	 ANSI/AAMI ES60601-1 EN/IEC60335-1 EN/IEC62368-1 EN/IEC60601-1 EN/IEC61558-2-16	Operating temperature range: -40°C to +85°C 2MOPP rated to 5000m; suitable for BF use CV/CC over load limiting characteristics OVC III: up to 4000m altitude; OVC II: 5000m
 <a href="#">RAC20-K</a>	20	85-264 (/277) 85-305	5, 7, 12, 15, 24, 48 ±12, ±15	3 kVAC / 1 min	52.5 x 27.4 x 23.0 mm (2.1" x 1.1" x 0.9")	 EN/IEC/UL62368-1 IEC/EN60335-1 IEC/EN61558-1, 2-16	Standby mode optimized PSU (ENER Lot 6) ultra-high efficiency over entire load range
 <a href="#">RAC20E-K/277</a>	20	85-305	5, 12, 24	4 kVAC / 1 min	52.7 x 27.6 x 23.0 mm (2.1" x 1.1" x 0.9")	 EN/IEC/UL62368-1 EN/IEC61558-1, 2-16	Economical design, EN55032 "B" floating or ground coupled output + X-cap (eg. PELV) OVC III: up to 2000m altitude, OVC II: 5000m operating temperature: -40 to +90°C

# AC/DC CONVERTERS

## PCB MOUNT

- 2 to 65 watts
- Regulated outputs
- OVP and OCP protected
- Low output ripple & noise
- High efficiency over the entire load range
- Optimized stand by mode operation
- Built-in EN55032 class B filter
- Ultra compact size
- Modified standards available

Series	Power (W)	Vin (VAC)	Vout (VDC)	Isolation	Dimensions (LxWxH) / Pinning	Certifications	Other Features
 <a href="#">RAC20NE-K/277(/CC, /HT, or /400)</a>	20	85-305 90-460	12, 24, 36, ±12	4 kVAC / 1 min	52.7 x 27.6 x 23.0 mm (2.1" x 1.1" x 0.9") 52.5 x 40.0 x 25.5 mm (2.1" x 1.6" x 0.9")	 IEC/EN/UL62368 IEC/EN61558 EN60335	100-277 or 400VAC, CV or CC output surge ratings 2kVAC (L-N), 4kV against PE OVC III: up to 3000m altitude, LPS EN55032 "B": floating or ground coupled output
 <a href="#">RAC25-K/480</a>	25	85-528	5, 12, 15, 24	3.6 kVAC / 1 min	83.2 x 46.4 x 30.4 mm (3.3" x 1.8" x 1.2")	 UL/IEC/EN62368-1 EN/IEC61010 EN603350-1	Phase to neutral or phase to phase input up to 480VAC <sup>nom</sup> OVC III: up to 5000m altitude, PD3 and LPS operating temperature range: -40°C to +90°C
 <a href="#">RACM30-K/277</a>	30	85-305	5, 12, 15, 24, 36 48, 54 ±12, ±15	4 kVAC / 1 min	52.5 x 40.0 x 25.5 mm (2.1" x 1.6" x 0.9")	 ANSI/AAMI ES60601-1 EN/IEC/UL62368-1 EN60335-1, EN62233 IEC/EN60601-1 IEC/EN61558-2	2MOPP rated to 5000m; suitable for BF use OVC III: up to 5000m, PD3 and LPS, operating temperature range: -40°C to +90°C, EN55032 class B: with grounded output (eg. PELV)
 <a href="#">RACM40-K(/OF/PCB)</a>	40	80-264	5, 12, 15, 18 24, 36, 48	4 kVAC / 1 min	83.2 x 46.4 x 30.4 mm (3.2" x 1.8" x 1.2") 78.3 x 40.6 x 25.5 mm (OF) (3.0" x 1.6" x 1.0")	 ANSI/AAMI ES60601-1 EN/IEC60335-1 EN/IEC62368-1 EN/IEC60601-1 EN/IEC61558-1, 2-16	2MOPP rated to 5000m; suitable for BF use operating temperature range: -40°C to +85°C OVC II: 5000m altitude; OVC III: 2000m EN55032 class B: with grounded output (PELV)
 <a href="#">RACM60-K/OF/PCB</a>	60	80-264	5, 12, 15, 24, 36, 48	4.8 kVAC / 1 min	78.4 x 53.0 x 35.4 mm (3.0" x 2.0" x 1.4")	 ANSI/AAMI ES60601-1 EN/IEC60335-1 EN/IEC62368-1 EN/IEC60601-1 EN/IEC61558-1, 2-16	2MOPP rated to 4000m; suitable for BF use operating temperature range: -40°C to +85°C OVC II: 5000m altitude; OVC III: 2000m
 <a href="#">RACM65S-K/277</a>	65	80-305	5, 12, 15, 24, 36, 52	4 kVAC / 1 min	52.5 x 40.0 x 25.5 mm (2.1" x 1.6" x 0.9")	 ANSI/AAMI ES60601-1 EN/IEC62368-1 EN/IEC61558-1, 2-16 EN60335-1 EN/IEC60601-1	2MOPP rated to 4000m; suitable for BF use operating temperature range: -40°C to +85°C OVC II: 5000m altitude; OVC III: 3000m

# AC/DC CONVERTERS

## CHASSIS MOUNT

- 4 to 1200 watts
- Short circuit protection
- Built-in class B filter
- Different package types: enclosed and open-frame (/OF) versions
- Modified standards available
- base plate heat dissipation supported

Series	Power (W)	Vin (VAC)	Vout (VDC)	Isolation	Case / Dimensions (LxWxH)	Certifications	Other Features
 <a href="#">RAC04NE-K/277/W</a>	4	85-305	5, 9, 12, 15, 24	4.2 kVAC / 1 min	37.8 x 24.0 x 18.7 mm (1.5" x 0.9" x 0.7")	EN/IEC/UL62368-1 EN/IEC60335-1 EN/IEC61558-1, 2-16 EN/IEC61347-1, 2-13 IEC60730, EN62233	OVC III: up to 3000m altitude, OVC II: 5000m EN55032 class B: floating or grounded output (eg. PELV) 6W peak power for 20s surge ratings 2kV (L-N), 4kV (L-PE)
 <a href="#">RAC05-K/C14</a>	5	85-264	3.3, 5, 12, 15, 24	3 kVAC / 1 min	67.0 x 48.0 x 23.0 mm (2.6" x 1.9" x 0.9")	EN/IEC/UL62368-1 EN/IEC60950-1	Isolated power supply with integrated mains filter, safe, touchable DC outputs easy installation worldwide standard IEC input
 <a href="#">RAC15-K/WI/W</a>	15	18-264	5, 12, 24	4 kVAC / 1 min	52.5 x 40.0 x 25.5 mm (2.1" x 1.6" x 0.9")	IEC/EN/UL62368 IEC/EN61558 EN60335	Ultra-low AC or DC input operating temperature range: -40 to +85°C OVC III: to 3000m altitude; OVC II: to 5000m
 <a href="#">RACM15E-K/OF</a>	15	80-264	3.3, 5, 12, 15, 24, 30	4 kVAC / 1 min	80.0 x 23.8 x 22.0 mm (3.2" x 0.9" x 0.8")	ANSI/AAMI ES60601-1 EN/IEC60335-1 EN/IEC62368-1 EN/IEC60601-1 EN/IEC61558-2-16	Operating temperature range: -40°C to +85°C OVC III: up to 3000m altitude 2MOPP rated to 5000m; suitable for BF use CV/CC over load limiting characteristics
 <a href="#">RACM15E-K/PMAD</a>	15	80-264	3.3, 5, 12, 15, 24, 30	4 kVAC / 1 min	83.0 x 26.4 x 29.5 mm (3.2" x 1.0" x 1.2")	ANSI/AAMI ES60601-1 EN/IEC60335-1 EN/IEC62368-1 EN/IEC60601-1 EN/IEC61558-2-16	Operating temperature range: -40°C to +85°C OVC III: up to 3000m altitude, OVC II: 5000m 2MOPP rated to 5000m; suitable for BF use CV/CC over load limiting characteristics
 <a href="#">RACM16E-K/277/W</a>	16	85-305	3.3, 5, 12, 15, 24, 30	4 kVAC / 1 min	52.7 x 27.6 x 23.0 mm (2.1" x 1.1" x 0.9")	ANSI/AAMI ES60601-1 EN/IEC60335-1 EN/IEC62368-1 EN/IEC60601-1 EN/IEC61558-2-16	Operating temperature range: -40°C to +85°C 2MOPP rated to 5000m; suitable for BF use OVC III: up to 3000m altitude CV/CC over load limiting characteristics
 <a href="#">RAC20-K/W</a>	20	85-264 (/277) 85-305	5, 12, 15, 24, 48	3 kVAC / 1 min	52.5 x 27.4 x 23.0 mm (2.1" x 1.1" x 0.9")	EN/IEC/UL62368-1 IEC/EN60335-1 IEC/EN61558-1 IEC/EN61558-2-16	Standby mode optimized PSU (ENER Lot 6) ultra-high efficiency over entire load range
 <a href="#">RAC20NE-K/277/OF</a>	20	85-305	12, 24, 36, ±12	4 kVAC / 1 min	80.0 x 23.8 x 22.5 mm (3.2" x 0.9" x 0.8")	IEC/EN/UL62368 IEC/EN61558 EN60335-1	Surge ratings 2kVAC (L-N), 4kV against FE OVC III: up to 3000m altitude, operating tem- perature range: -40°C up to +85°C, EN55032 "B": floating or ground coupled output

# AC/DC CONVERTERS

## CHASSIS MOUNT

- 4 to 1200 watts
- Short circuit protection
- Built-in class B filter
- Different package types: enclosed and open-frame (/OF) versions
- Modified standards available
- base plate heat dissipation supported


















Series	Power (W)	Vin (VAC)	Vout (VDC)	Isolation	Case / Dimensions (LxWxH)	Certifications	Other Features
 <a href="#">RAC20NE-K/277(/CC)/EPID</a>	20	85-305	5, 12, 24*, 36	4 kVAC / 1 min	83.0 x 26.4 x 29.5 mm (3.2" x 1.0" x 1.1")	IEC/EN/UL62368 IEC/EN61558 EN60335	Operating temperature range: -40°C to +85°C surge immunity 2kVAC: L-N, 4kV against FE or PE, OVC III: up to 3000m altitude, IP40 protected, *CC suffix for constant current operation
 <a href="#">RACM30-K/277(/W)/(/OF)/(/PMA)</a>	30	85-305	5, 12, 15, 24 ±12, ±15	4 kVAC / 1 min	52.5 x 40.0 x 25.5 mm (W) (2.1" x 1.6" x 0.9") 84.7 x 40.0 x 33.0 mm (PMA) (3.3" x 1.6" x 1.3")	UL/EN/IEC62368-1 EN60335-1 EN62233 EN/IEC60601-1 EN/IEC61558-2	OVC III: up to 5000m altitude, PD3 and LPS operating temperature range: -40°C up to +90°C /PMA: panel mount version with push-in terminals 2MOPP rated to 5000m; suitable for BF use
 <a href="#">RACM40-K/OF</a>	40	80-264	5, 12, 15, 18 24, 36, 48	4 kVAC / 1 min	78.3 x 40.6 x 25.5 mm (OF) (3.0" x 1.6" x 1.0") 78.3 x 53.0 x 25.5 mm (2x3") (3.0" x 2.0" x 1.0")	ANSI/AAMI ES60601-1 EN/IEC60335-1 EN/IEC62368-1 EN/IEC60601-1 EN/IEC61558-1, 2-16	OVC III: up to 2000m altitude; OVC II: 5000m operating temperature range: -40°C to +85°C 2MOPP rated to 5000m; suitable for BF use
 <a href="#">RACM60-K/OF (/ENC/2x4) (/277/OF)</a>	60	80-264 80-305 (/277/OF)	5, 12, 15, 24, 36, 48	4.8 kVAC / 1 min	78.4 x 53.0 x 31.5 mm (OF) (3.0" x 2.0" x 1.2") 101.6 x 53.0 x 31.5 mm (2x4") (4.0" x 2.0" x 1.2")	ANSI/AAMI ES60601-1 EN/IEC60335-1 EN/IEC62368-1 EN/IEC60601-1 EN/IEC61558-1, 2-16	Operating temperature range: -40°C to +85°C OVC III: up to 2000m altitude; OVC II: 5000m 2MOPP rated to 4000m; suitable for BF use
 <a href="#">RACM65S-K/277/OIB</a>	65	80-305	5, 12, 15, 24, 36, 52	4 kVAC / 1 min	79.0 x 40.8 x 27.5 mm (3.1" x 1.6" x 1.1")	ANSI/AAMI ES60601-1 EN/IEC62368-1 EN/IEC61558-1, 2-16 EN60335-1 EN/IEC60601-1	2MOPP rated to 4000m; suitable for BF use operating temperature range: -40°C to +85°C OVC II: 5000m; OVC III: 3000m, EN55032 "B": floating or ground coupled output
 <a href="#">RACM90-K/OF (/ENC)</a>	90	85-264	12, 15, 24, 36, 48	4 kVAC / 1 min	101.6 x 50.8 x 32.0 mm (OF) (4.0" x 2.0" x 1.3") 118.3 x 62.7 x 38.7 mm (ENC) (4.6" x 2.4" x 1.5")	ANSI/AAMI ES60601-1 EN/IEC60335-1 EN/IEC62368-1 EN/IEC60601-1 EN/IEC61558-1, 2-16	Operating temperature ratings: -40 to 90°C, low leakage current <75µA, LPS limited power source rated, 2MOPP rated to 4000m; suitable for BF use, OVC III: up to 2000m
 <a href="#">RACM130E-K/OF (/ENC)</a>	130	85-264	12, 15, 24, 36, 48	4 kVAC / 1 min	101.6 x 50.8 x 32.0 mm (OF) (4.0" x 2.0" x 1.3") 118.3 x 62.7 x 38.7 mm (ENC) (4.6" x 2.4" x 1.5")	ANSI/AAMI ES60601-1 EN/IEC60335-1 EN/IEC62368-1 EN/IEC60601-1 EN/IEC61558-1, 2-16	2MOPP rated to 4000m; suitable for BF use low leakage current <75µA operating temperature ratings: -40 to 90°C OVC III: up to 2000m altitude; OVC II: 4000m
 <a href="#">RACM140E-K/OF (/ENC)</a>	140	80-264	12, 15, 24, 36, 48	4 kVAC / 1 min	147.0 x 81.5 x 38.0 mm (OF) (5.7" x 3.2" x 1.5") 147.0 x 81.5 x 40.0 mm (ENC) (5.7" x 3.2" x 1.6")	EN/IEC60601-1 ANSI/AAMI ES60601-1 EN/IEC62368-1	Operating temperature range: -40°C to +90°C 2MOPP rated to 4000m, suitable for BF use 210W boost power OVC III: up to 2000m altitude; OVC II: 5000m



# AC/DC CONVERTERS

## CHASSIS MOUNT

- 4 to 1200 watts
- Short circuit protection
- Built-in class B filter
- Different package types: enclosed and open-frame (/OF) versions
- Modified standards available
- base plate heat dissipation supported









Series	Power (W)	Vin (VAC)	Vout (VDC)	Isolation	Case / Dimensions (LxWxH)	Certifications	Other Features
   <a href="#">RACM150S-K/277/OF (/ENC)</a>	110 / 150**	80-305	12, 15, 24, 36, 48	4 kVAC / 1 min	80.5 x 50.8 x 36.2 mm (OF) (3.2" x 2.0" x 1.4") 95.0 x 57.0 x 38.0 mm (ENC) (3.7" x 2.2" x 1.5")	ANSI/AAMI ES60601-1 EN/IEC/UL62368-1 EN/IEC61558-1, 2-16 EN60335-1 EN/IEC60601-1	Operating temperature range: -40°C to +80°C 2MOOPP rated to 4000m, suitable for BF use 225W boost power for 5s OVC III: up to 3000m altitude; OVC II: 5000m
  <a href="#">RACM230-G/OF (/ENC)</a>	105 / 230**	80-264	12, 24, 36, 48, 54	4 kVAC / 1 min	101.6 x 50.8 x 32.0 mm (OF) (4.0" x 2.0" x 1.3") 105.0 x 62.0 x 35.0 mm (ENC) (4.1" x 2.4" x 1.4")	ANSI/AAMI ES60601-1 EN/IEC62368-1 EN60335-1 EN/IEC60601-1 EN/IEC61558-1, 2-16	160W conduction-cooled, fan-less operation operating temperature range: -40°C to +80°C 2MOOPP rated to 5000m; suitable for BF use
   <a href="#">RACM240-K/277/OF (/ENC)</a>	140 / 240**	80-305	12, 15, 24, 36, 48, 54	4.2 kVAC / 1 min	105.2 x 50.8 x 36.0 mm (OF) (4.1" x 2.0" x 1.4") 120.6 x 60.0 x 38.0 mm (ENC) (4.7" x 2.4" x 1.5")	ANSI/AAMI ES60601-1 EN/IEC/UL62368-1 EN/IEC61558-1, 2-16 EN60335-1 EN/IEC60601-1	Operating temperature range: -40°C to +80°C 2MOOPP rated to 4000m, suitable for BF use 330W boost power for 5s OVC III: up to 3000m altitude; OVC II: 5000m
   <a href="#">RACM420-K/SI/OF (/ENC)</a>	270 / 400**	80-264	12, 24, 28, 36, 48, 56	4 kVAC / min	145.8 x 83.6 x 39.0 mm (OF) (5.7" x 3.3" x 1.5") 145.8 x 85.6 x 43.5 mm (ENC) (5.7" x 3.4" x 1.7")	ANSI/AAMI ES60601-1 EN/IEC/UL62368-1 EN/IEC61558-1, 2-16 EN60335-1 EN/IEC60601-1	Operating temperature range: -40°C to +80°C 2MOOPP rated to 4000m, suitable for BF use 550W boost power for 5s OVC III: up to 3000m altitude; OVC II: 5000m
  <a href="#">RACM550-G/OF (/ENC)</a>	225 / 550**	80-264	24, 36, 48, 56	4 kVAC / 1 min	127.0 x 76.0 x 38.0 mm (OF) (5.0" x 3.0" x 1.5") 150.0 x 87.0 x 45.0 mm (ENC) (5.9" x 3.4" x 1.8")	ANSI/AAMI ES60601-1 EN/IEC62368-1 EN/IEC60335-1 EN/IEC60601-1 EN/IEC61558-1, 2-16	300W conduction-cooled, fan-less operation 550W peak power or forced air rating 2MOOPP rated to 5000m; suitable for BF use 5VSB auxiliary and 12V fan outputs
  <a href="#">RACM600-L/OF</a>	300 / 600**	80-275	12*, 24, 48*	4 kVAC / 1 min	196.8 x 101.6 x 40.6 mm (7.7" x 4.0" x 1.6")	EN/IEC/UL2368-1 ANSI/AAMI ES60601-1 EN/IEC60601-1	450W convection cooled, 600W peak power 5VSB auxiliary output active current sharing PMB monitoring, *800W peak power
  <a href="#">RACM1200-V</a>	800 / 1200**	80-264	24, 36, 48	4 kVAC / 1 min	228.0 x 96.2 x 40.0 mm (9.0" x 3.8" x 1.6")	ANSI/AAMI ES60601-1 EN/IEC/UL62368-1 EN/IEC60601-1 EN/IEC61558-1, 2-16	Operating temperature range: -40°C to +80°C optional PMBus version (/PMB) conduction cooled, fanless operation modified standards available

\*\*Input: 120VAC / 230VAC

# AC/DC CONVERTERS

## 1AC DIN-RAIL POWER SUPPLIES













- 15 to 480 watts
- Low output ripple & noise
- Overcurrent protection (OCP)
- Overtemperature protection (OTP)
- Short circuit protection (SCP)
- Overvoltage protection (OVP)
- Low weight, slim design
- Built-In constant current circuit
- Adjustable outputs
- Emission standard EN61000-6-4 class B
- Immunity standard EN61000-6-2
- High efficiency over the entire load range

Series	Power (W)	Vin (VAC)	Vout (VDC)	Isolation	Case / Dimensions (HxWxD)	Certifications	Other Features
 <a href="#">REDIIN120</a>	120	90-264	12, 24, 48	3 kVAC / 1 min	123.6 x 30 x 116.8 mm (4.9" x 1.2" x 4.6")	EN/IEC/UL62368-1 EN/IEC/UL61010-1 EN/IEC/UL/CSA61010-2-201	Operating temperature range: -30°C to +70°C cold start -40°C width only 30mm, low weight 450g no load power consumption <0.21W
 <a href="#">REDIIN240</a>	240	90-264	24, 48	3 kVAC / 1 min	123.6 x 40 x 116.8 mm (4.9" x 1.6" x 4.6")	EN/IEC/UL62368-1 EN/IEC/UL61010-1 EN/IEC/UL/CSA61010-2-201	Operating temperature range: -30°C to +70°C cold start -40°C width only 40mm, low weight 620g no load power consumption <0.3W
 <a href="#">REDIIN480</a>	480	90-264	24, 48	3 kVAC / 1 min	123.6 x 56 x 116.8 mm (4.9" x 2.2" x 4.6")	EN/IEC/UL62368-1 EN/IEC/UL61010-1 EN/IEC/UL/CSA61010-2-201	Operating temperature range: -30°C to +70°C cold start -40°C, active PFC >0.93 width only 30mm, low weight 870g no load power consumption <0.75W
<b>MULTI-VARIANT MOUNTING</b>							
  <a href="#">RACM15E-K/PMAD</a>	15	80-264	3.3, 5, 12, 15, 24, 30	4 kVAC / 1 min	83.0 x 26.4 x 29.5 mm (3.2" x 1.0" x 1.2")	ANSI/AAMI ES60601-1 EN/IEC60335-1 EN/IEC62368-1 EN/IEC60601-1 EN/IEC61558-2-16	Operating temperature range: -40°C to +85°C OVC III up to 3000m altitude, OVC II: 5000m 2MOPP rated to 5000m; suitable for BF use CV/CC over load limiting characteristics
 <a href="#">RAC20NE-K/277/(CC)/EPID</a>	20	85-305	5, 12, 24*, 36	4 kVAC / 1 min	83.0 x 26.4 x 29.5 mm (3.2" x 1.0" x 1.1")	IEC/EN/UL62368 IEC/EN61558 EN60335	Operating temperature range: -40°C to +85°C surge immunity 2kVAC: L-N, 4kV against FE or PE, OVC III: up to 3000m altitude, IP40 protected, *CC suffix for constant current operation
  <a href="#">RACM30-K/277/PMAD</a>	30	85-305	5,12, 15, 24 ±12, ±15	4 kVAC / 1 min	84.7 x 40.0 x 33.0 mm (3.3" x 1.6" x 1.3")	UL/EN/IEC62368-1 EN60335-1 EN62233 EN/IEC60601-1 EN/IEC61558-2	Operating temperature range: -40°C up to +90°C OVC III: up to 5000m altitude, PD3 and LPS 2MOPP rated to 5000m; suitable for BF use

# AC/DC CONVERTERS

## 1AC DIN-RAIL POWER SUPPLIES





- 15 to 480 watts
- Low output ripple & noise
- Overcurrent protection (OCP)
- Overtemperature protection (OTP)
- Short circuit protection (SCP)
- Overvoltage protection (OVP)
- Low weight, slim design
- Built-In constant current circuit
- Adjustable outputs
- Emission standard EN61000-6-4 class B
- Immunity standard EN61000-6-2
- High efficiency over the entire load range

Series	Power (W)	Vin (VAC)	Vout (VDC)	Isolation	Case / Dimensions (HxWxD)	Certifications	Other Features		
BUILDING AUTOMATION									
 	<a href="#">REFIN1U-S15</a>	15	80-305	5, 12, 15, 24	4 kVAC / 1 min	93.5 x 18 x 58.5 mm (3.7" x 1.4" x 2.3")	EN/IEC/UL62368-1	1U width (18mm) LPS; NEC class 2; OVC III Push-In connectors Mountable in any orientation	
 	<a href="#">REFIN2U-S30</a>	30	80-305	12, 24	4 kVAC / 1 min	93.5 x 36 x 58.5 mm (3.7" x 1.4" x 2.3")	EN/IEC/UL62368-1	2U Width (36mm) LPS; OVC III Push-In connectors Mountable in any orientation	
 	<a href="#">REFIN2U-S60</a>	60	80-305	12, 15, 24, 48	4 kVAC / 1 min	93.5 x 36 x 58.5 mm (3.7" x 1.4" x 2.3")	EN/IEC/UL62368-1	2U Width (36mm) LPS; NEC class 2; OVC III Push-In connectors Mountable in any orientation	
 	<a href="#">REFIN2U-S90/CL</a>	90	85-276	24	3 kVAC / 1 min	94.1 x 36 x 58.8 mm (3.7" x 1.4" x 2.3")	EN/IEC/UL62368-1	2U Width (36mm); 151g Weight LPS; NEC class 2 Push-In connectors Power boost: 150% / 4.5s	

# AC/DC CONVERTERS

## 1AC DIN-RAIL POWER SUPPLIES




- Input voltage range 1AC 85V to 264V
- DC input voltage range 88V to 370V
- Easy to connect: 25° push-in connectors
- Fast replacement without tools
- Active inrush current limit
- Highest efficiency up to 95%
- Ta -40°C/+70°C, full power at +60°C
- Extra power 120%/45°C, boost 150%/5s
- Easy fuse tripping
- Highest lifetime expectancy 80kh/40°C
- Return Voltage immunity 35V
- Reduced no load power consumption

Series	Power (W)	Vin (VAC)	Vout (VDC)	Isolation	Case / Dimensions (DxHxW)	Certifications	Other Features
<b>new</b>  <a href="#">RACPRO1-S120</a>	120	85-264	12, 24, 48	3.2 kVAC	112.0 x 100.0 x 28.0 mm (4.9" x 5.3" x 1.7")	EN/IEC/UL61010-1 EN/IEC/UL/CSA61010-2-201	Adjustable output voltage and DC OK signal slim design, lowest weight in class width only 28mm
<b>new</b>  <a href="#">RACPRO1-S240</a>	240	85-264	24	3.2 kVAC	139.0 x 125.0 x 39.0 mm (5.5" x 5.3" x 2.0")	EN/IEC/UL61010-1 EN/IEC/UL/CSA61010-2-201	Adjustable output voltage and DC OK signal slim design, lowest weight in class width only 39mm
<b>new</b>  <a href="#">RACPRO1-S240E</a>	240	85-264	12, 24, 48	3.2 kVAC	139.0 x 125.0 x 39.0 mm (5.5" x 5.3" x 3.1")	EN/IEC/UL61010-1 EN/IEC/UL/CSA61010-2-201	Adjustable output voltage and DC OK signal slim design, lowest weight in class width only 39mm economical design
<b>new</b>  <a href="#">RACPRO1-S480</a>	480	85-264	24, 48	3.2 kVAC	140.0 x 135.0 x 52.0 mm	EN/IEC/UL61010-1 EN/IEC/UL/CSA61010-2-201	Adjustable output voltage and DC OK signal slim design, lowest weight in class width only 52mm

# AC/DC CONVERTERS

## 3AC DIN-RAIL POWER SUPPLIES

- Input voltage range 3AC 320V to 576V
- DC input voltage range 450V to 850V
- Easy to connect: 25° push-in connectors
- Fast replacement without tools
- PFC up to 0.93 and active inrush current limit
- Highest efficiency up to 97.1%
- Ta -40°C/+70°C, full power at +60°C
- Extra power 120%/45°C, boost 150%/5s
- Easy fuse tripping
- Highest lifetime expectancy 80kh/40°C
- Extended surge immunity 2.5kV / 6kV
- Battery charging, parallel operation



Series	Power (W)	Vin (VAC)	Vout (VDC)	Isolation	Case / Dimensions (DxHxW)	Certifications	Other Features
 <a href="#">RACPRO1-T240</a>	240	3AC 320V-575V	24	3.5 kVAC	125.0 x 135.0 x 43.0 mm (4.9" x 5.3" x 1.7")	EN/IEC/UL62368-1 EN/IEC/UL61010-1 EN/IEC/UL/CSA61010-2-201	Low no load power consumption, 6kV surge withstand, return voltage immunity >35V adjustable output voltage and DC OK signal width only 43mm, low weight 531g
 <a href="#">RACPRO1-T480</a>	480	3AC 320V-575V	24, 48	3.5 kVAC	140.0 x 135.0 x 52.0 mm (5.5" x 5.3" x 2.0")	EN/IEC/UL62368-1 EN/IEC/UL61010-1 EN/IEC/UL/CSA61010-2-201	Low no load power consumption, 6kV surge withstand, return voltage immunity >35V adjustable output voltage and DC OK signal width only 52mm, low weight 768g
 <a href="#">RACPRO1-T960</a>	960	3AC 320V-575V	24, 48	3.5 kVAC	140.0 x 135.0 x 80.0 mm (5.5" x 5.3" x 3.1")	EN/IEC/UL62368-1 EN/IEC/UL61010-1 EN/IEC/UL/CSA61010-2-201	Low no load power consumption, 6kV surge withstand, return voltage immunity >35V adjustable output voltage and DC OK signal width only 80mm, low weight 1140g



## AC/DC ACCESSORIES

### E-FUSES

- Streamline design with push-in connector for tool-less wiring
- Fast installation with tool-less mounting and demounting
- Start-Up delay adjustable by switch to preserve the output of the PSU
- Manual handling by push button for every channel with button lock
- Adjustable power limitation and load indication by LED
- SCP and power boost 150%/5s
- OCP >150%/100ms

Series	Power (W)	Vin (VAC)	Vout (VDC)	Isolation	Case / Dimensions (HxWxD)	Certifications	Other Features
 <a href="#">RACPRO1-4SP/24V/5A</a>	480	19-28	24	N/A	61.9 x 110.2 x 72.0 mm (2.3" x 4.3" x 2.8")	EN/IEC/UL62368-1 EN/IEC61010-1, -2 UL1310 (NEC Class 2) CAN/CSA-C22.2 No 223	NEC class 2 option adjustable by switch start against high capacitive/inductive loads highest lifetime expectancy 80kh/40°C realtime output current monitoring
 <a href="#">RACPRO1-4SP/24V/10A</a>	960	19-28	24	N/A	61.9 x 111.0 x 72.0 mm (2.3" x 4.4" x 2.8")	EN/IEC/UL62368-1 EN/IEC/61010-1, -2	Start against high capacitive/inductive loads highest lifetime expectancy 80kh/40°C realtime output current monitoring



## AC/DC ACCESSORIES

### REDUNDANCY DIODES

- Streamlined performance with push-in connectors in 25° design
- Fast installation with tool-less mounting and demounting
- Minimum power loss with MOSFET technology
- Load sharing for parallel use
- n+1 redundancy operation
- Slim design only 43mm
- Highest lifetime expectancy 80kh/40°C
- Suitable for all power supplies
- Separate Input (-) connector included

Series	Current (A)	Vin (VdC)	Vout (VDC)	Isolation	Case / Dimensions (DxHxW)	Certifications	Other Features
<b>new</b>  <a href="#">RACPRO1-RD</a>	2 x 10A 2 x 20A	9-56	12, 24, 48	N/A	125.0 x 135.0 x 43.0 mm (4.9" x 5.3" x 1.7")	EN/IEC/UL62368-1	Universal input for parallel operation on 12V, 24V, and 48V power supplies input current 2 * 20A, output current 40A, easy daisy chaining with integrated (-) connector



## DC/DC CONVERTERS

RECOM has offered isolated DC/DC converters and non-isolated switching regulators since 1975 and has the most extensive range on the market covering industrial, commercial, transport (including railway and automotive) and medical applications.

In addition to DC/DC and switching regulator modules, RECOM uniquely also offers discrete solutions with transformer driver power ICs, SMD transformers and smart rectifier ICs.

The standard range of isolated converter modules span from 0.25W to 300W, with higher power up to several kW available as custom products based on proven platform designs. Almost every imaginable format of converter is offered, with a range of through-hole products, open frame or encapsulated SMD types in gullwing or pinless variants along with wired, screw terminal, and connectorized parts, mostly in industry-standard SIP, DIP, brick, and SMD formats.

In addition to the standard portfolio products, customized solutions are also available. Fixed, wide and extra-wide input voltage range isolated converters are available up to 16:1 with isolation ratings up to 20kVDC or 5kVAC and safety certifications up to the highest 2MOPP / 250VAC working medical grade. Many standard unregulated and fully regulated parts are offered ex-stock, all at cost-effective pricing without sacrificing quality. Non-isolated point-of-load parts are also available, ranging from 0.18W to 3kW and higher for custom designs. Input voltage ranges span 0.65V to 75V with buck, boost, and buck-boost topologies. Output voltages are fixed or settable over a wide range from 0.8V to 60V. The package formats include SIP3/4/12, SMD, and brick available as open frame or encapsulated types.

Many SMT parts feature RECOM's innovative 3D Power Packaging® technology which utilizes advanced techniques to

leverage the third dimension for maximum power density in the smallest footprint. Typical construction methods are overmolded flip-chip on leadframe for a QFN package, embedded die-in-substrate, and complex multi-layer PCBs with plugged and blind vias. Chip and wire bonding with overmolding is another technique used with very high-frequency planar or foil magnetics for optimal thermal and functional performance in low profile packages. The result is a range of fully featured, high power density, cost-effective switching regulators, and isolated DC/DC converters in footprints down to 2x1.5mm and profiles down to 1mm. The RECOM DC/DC Book of Knowledge gives an insight into the design methodologies used in your choice of DC/DC converter. [www.recom-power.com/bok](http://www.recom-power.com/bok)



# DC/DC CONVERTERS

## UNREGULATED

- 0.25 to 3 watts
- Isolation voltages up to 20kVDC
- Industry standard pinout
- Economical designs available
- (/E) – high efficiency
- (/H) – high isolation
- (-R) – tape & reel packaging
- (/P) – short circuit protection
- Single (S), dual (D)
- Modified standards available

Series	Power (W)	Vin (VDC)	Vout (VDC)	Isolation	Case / Dimensions (LxWxH)	Certifications	Other Features
 <a href="#">R0.25S (/E)</a> <a href="#">R0.25D (DA)</a>	0.25	3.3, 5, 12, 15, 24	3.3, 5, 9, 12, 15, 24 ±3.3, ±5, ±9, ±12 ±15, ±24 5/5, 12/12	1 or 3 kVDC / 1 s	SMD 12.75 x 10.7 x 6.7 mm (S) (0.5" x 0.4" x 0.3") 15.24 x 10.7 x 6.7 mm (D) (0.6" x 0.4" x 0.3")	EN/IEC/UL60950-1	Isolated independent dual outputs (A) operating temperature range: -40°C to +100°C
 <a href="#">RM</a>	0.25	3.3, 5, 12, 15, 24	3.3, 5, 9, 12, 15	1 or 2 kVDC / 1 s	SIP4 11.5 x 6.0 x 10.0 mm (0.5" x 0.2" x 0.4")	EN/IEC/UL60950-1	Operating temperature range: -40°C to +85°C higher isolation requirement 2kVDC
 <a href="#">ROL</a>	0.5	5, 12	5, 12, 15	1 or 2 kVDC / 1 s	SIP4 11.5 x 6.0 x 10.0 mm (0.5" x 0.2" x 0.4")	EN/IEC/UL60950-1	Operating temperature range: -40°C to +85°C
 <a href="#">R1DA</a>	1	3.3, 5, 9, 12, 15, 24	3.3/3.3, 5/5, 9/9 12/12, 15/15	1 kVDC / 1 s	SMD 15.24 x 10.7 x 7.0 mm (0.6" x 0.4" x 0.3")	EN/UL60950-1	Isolated independent dual outputs operating temperature range: -40°C to +100°C
 <a href="#">R1S (/E)</a> <a href="#">R1D</a>	1	3.3, 5, 12, 15, 24	3.3, 5, 9 12, 15, 24 ±3.3, ±5, ±9, ±12 ±15, ±24	1 or 3 kVDC / 1 s	SMD 12.75 x 10.7 x 7.0 mm (S) (0.5" x 0.4" x 0.3") 15.24 x 10.7 x 7.0 mm (D) (0.6" x 0.4" x 0.3")	EN/IEC/UL60950-1	Operating temperature range: -40°C to +100°C economical design available (R1SE, R1SE/H2)
 <a href="#">R1SE</a>	1	5	5	1 kVDC / 1 s	SMD 12.75 x 10.7 x 6.7 mm (0.5" x 0.4" x 0.3")	UL60950-1	Operating temperature range: -40°C to +85°C economical design
 <a href="#">R1SE/H2</a>	1	3.3, 5, 12, 15	5, 12, 15	2 kVDC / 1 s	SMD 12.75 x 10.7 x 7.0 mm (0.5" x 0.4" x 0.3")	UL60950-1	Operating temperature range: -40°C to +100°C economical design
 <a href="#">R1SX</a> <a href="#">R1DX</a>	1	3.3, 5, 12	3.3, 5 ±5, ±9, ±12, ±15	1 or 3 kVDC / 1 s	SMD 12.75 x 10.8 x 5.8 mm (S) (0.5" x 0.4" x 0.2") 15.24 x 10.7 x 8.5 mm (D) (0.6" x 0.4" x 0.3")	EN/IEC/UL62368-1 UL60950-1	Operating temperature range: -40°C to +100°C pin compatible with R1S/R1D series economical design



# DC/DC CONVERTERS

## UNREGULATED

- 0.25 to 3 watts
- Isolation voltages up to 20kVDC
- Industry standard pinout
- Economical designs available
- (/E) – high efficiency
- (/H) – high isolation
- (-R) – tape & reel packaging
- (/P) – short circuit protection
- Single (S), dual (D)
- Modified standards available

Series	Power (W)	Vin (VDC)	Vout (VDC)	Isolation	Case / Dimensions (LxWxH)	Certifications	Other Features	
 <a href="#">RB (/E)</a>	1	3.3, 5, 12, 15, 24	3.3, 5, 9, 12, 15, 24 ±3.3, ±5, ±9, ±12 ±15, ±24	1 or 2 kVDC / 1 s	SIP7 19.6 x 6.0 x 10.2 mm (0.8" x 0.2" x 0.4")	EN/IEC/UL60950-1	Operating temperature range: -40°C to +85°C economical design available (RBE)	
 <a href="#">RBE</a>	1	5	5	1 kVDC / 1 s	SIP7 19.6 x 6.0 x 10.2 mm (0.8" x 0.2" x 0.4")	EN/IEC/UL60950-1	Operating temperature range: -40°C to +85°C industry standard economical design	
 <a href="#">RBM</a>	1	5, 12	5, 12, 15 ±5, ±12, ±15	3 kVDC / 1 s	SIP6 Micro 16.55 x 6.0 x 7.7 mm (0.7" x 0.2" x 0.3")	EN/IEC/UL60950-1	Operating temperature range: -40°C to +85°C	
 <a href="#">RE</a>	1	3.3, 5, 12, 15, 24	3.3, 5, 9, 12, 15, 24	1 or 2 kVDC / 1 s	SIP7 19.6 x 6.0 x 10.2 mm (0.8" x 0.2" x 0.4")	EN/IEC/UL60950-1	Operating temperature range: -40°C to +85°C economical design available (REE)	
 <a href="#">REE</a>	1	5	5	1 kVDC / 1 s	SIP7 19.6 x 6.0 x 10.2 mm (0.8" x 0.2" x 0.4")	EN/IEC/UL60950-1	Operating temperature range: -40°C to +85°C industry standard economical design	
 <a href="#">REM1</a>	1	3.3, 5, 12, 15, 24	3.3, 5, 12	5.2 kVDC / 1 min 4 kVAC / 1 min	SIP7 19.6 x 6.0 x 10.2 mm (0.8" x 0.2" x 0.4")	ANSI/AAMI ES60601-1 EN62368-1 EN/IEC60601-1 IEC/EN60601-1-2	Reinforced isolation for 250VAC working voltage CF rated outputs, 5000m altitude operating temperature range: -40°C to +90°C	
 <a href="#">RFB</a>	1	5	5	1 kVDC / 1 s	SIP7 19.6 x 6.0 x 10.2 mm (0.7" x 0.2" x 0.4")	UL60950-1	1:1 input voltage range economical design	
 <a href="#">RFM</a>	1	5	5	1 kVDC / 1 s	SIP4 11.5 x 6.0 x 10.0 mm (0.4" x 0.2" x 0.4")	UL60950-1	Industry standard pinout economical design	



# DC/DC CONVERTERS

## UNREGULATED

- 0.25 to 3 watts
- Isolation voltages up to 20kVDC
- Industry standard pinout
- Economical designs available
- (/E) – high efficiency
- (/H) – high isolation
- (-R) – tape & reel packaging
- (/P) – short circuit protection
- Single (S), dual (D)
- Modified standards available

Series	Power (W)	Vin (VDC)	Vout (VDC)	Isolation	Case / Dimensions (LxWxH)	Certifications	Other Features
 <a href="#">RFMM</a>	1	5	5	4 kVDC / 1 s	SIP7 19.65 x 7.05 x 10.2 mm (0.7" x 0.3" x 0.4")	UL60950-1	Industry standard pinout economical design
 <a href="#">RK (/H)</a> <a href="#">RH</a>	1	5, 12, 15, 24	5, 9, 12, 15 ±5, ±9, ±12, ±15 +15/-9	3 or 4 kVDC / 1 s	SIP7 19.65 x 6.0 x 10.2 mm (0.8" x 0.2" x 0.4") 19.65 x 7.05 x 10.2 mm (/H) (0.8" x 0.3" x 0.4")	EN/IEC/UL60950-1	Operating temperature range: -40°C to +90°C economical design available (RKE)
 <a href="#">RK/H6</a> <a href="#">RH/H6</a>	1	5, 12, 15, 24	3.3, 5, 12, 15 ±3.3, ±5, ±12, ±15	6.4 kVDC / 1 s	SIP7 19.65 x 7.05 x 10.2 mm (0.8" x 0.3" x 0.4")	IEC/UL60950-1 IEC62368-1	Operating temperature range: -40°C to +90°C high capacitive load capability
 <a href="#">RKK</a>	1	5	5	4 kVDC / 1 s	SIP7 19.6 x 6.0 x 10.2 mm (0.7" x 0.2" x 0.4")	EN/IEC/UL62368-1	Operating temperature range: -40°C to +105°C efficiency up to 82%
 <a href="#">RKE/H</a>	1	5, 12, 24	5	4 kVDC / 1 s	SIP7 19.6 x 7.05 x 10.2 mm (0.8" x 0.3" x 0.4")	EN/IEC/UL60950-1	Operating temperature range: -40°C to +85°C high isolation economical design
 <a href="#">RNM</a>	1	3.3, 5, 12, 15	3.3, 5, 9, 12, 15	1 or 2 kVDC / 1 s	DIP6 8.3 x 8.3 x 6.8 mm (0.3" x 0.3" x 0.3")	EN/IEC/UL60950-1	Ultra compact design operating temperature range: -40°C to +85°C
 <a href="#">RO (/E)</a>	1	3.3, 5, 12, 15, 24	3.3, 5, 9 12, 15, 24	1 or 2 kVDC / 1 s	SIP4 11.5 x 6.0 x 10.0 mm (0.5" x 0.2" x 0.4")	EN/IEC/UL60950-1	Operating temperature range: -40°C to +85°C economical design available (ROE)
 <a href="#">ROE</a>	1	3.3, 5, 12, 15, 24	5, 12, 15	1 kVDC / 1 s	SIP4 11.5 x 6.0 x 10.0 mm (0.5" x 0.2" x 0.4")	EN/IEC/UL60950-1	Operating temperature range: -40°C to +85°C industry standard pinout economical design

# DC/DC CONVERTERS

## UNREGULATED

- 0.25 to 3 watts
- Isolation voltages up to 20kVDC
- Industry standard pinout
- Economical designs available
- (/E) – high efficiency
- (/H) – high isolation
- (-R) – tape & reel packaging
- (/P) – short circuit protection
- Single (S), dual (D)
- Modified standards available

Series	Power (W)	Vin (VDC)	Vout (VDC)	Isolation	Case / Dimensions (LxWxH)	Certifications	Other Features
 <b>new</b> <a href="#">ROJ</a>	1	5, 12, 15, 24*	5, 12, 15, 24	3 kVDC / 1s	SIP4 11.5 x 6.0 x 10.2 mm (0.5" x 0.2" x 0.4")	EN/IEC/UL62368-1	Operating temperature range: -40°C to +105°C with derating efficiency up to 89% *24V version coming soon
 <a href="#">ROM</a>	1	3.3, 5, 12	5, 12, 15	3 kVDC / 1 s	SIP4 Micro 11.5 x 6.0 x 7.7 mm (0.5" x 0.2" x 0.3")	EN/UL60950-1	Operating temperature range: -40°C to +85°C
 <a href="#">RP</a>	1	5, 9, 12, 15, 24	3.3, 5, 9, 12, 15, 24 ±3.3, ±5, ±9, ±12 ±15, ±24 +15/-9	5.2 kVDC / 1 s	SIP7 19.65 x 7.05 x 10.2 mm (0.8" x 0.3" x 0.4")	EN/IEC60950-1 UL60950-1*	Operating temperature range: -40°C to +85°C * +15/-9 version excluded
 <a href="#">RU</a>	1	3.3, 5	5/5	1 or 2 kVDC / 1 s	SIP7 19.6 x 6.0 x 10.2 mm (0.8" x 0.2" x 0.4")	EN60950-1	Isolated independent dual outputs operating temperature range: -40°C to +85°C
 <a href="#">RUM</a>	1	3.3, 5	5/5	1 or 2 kVDC / 1 s	SIP6 16.55 x 6.0 x 7.7 mm (0.7" x 0.2" x 0.3")	EN60950-1	Isolated independent dual outputs operating temperature range: -40°C to +85°C low profile
 <a href="#">RxxPxx (/R)</a>	1	5, 12, 15, 24	3.3, 5, 6, 9, 12, 15 ±3.3, ±5, ±9, ±12 ±15, +15/-9	6.4 or 8 kVDC / 1 s	SIP7 19.5 x 9.8 x 12.5 mm (0.8" x 0.4" x 0.5")	EN/IEC/UL60950-1 EN/IEC/UL62368-1 EN/IEC/UL60601-1 ANSI/AAMI ES60601-1	Medical approved (/R6.4 & /R8 versions) operating temperature range: -40°C to +90°C reinforced isolation (/R6.4 & /R8)
 <b>new</b> <a href="#">RKJ</a>	1	5, 12, 15, 24*	5, 12	3 kVDC / 1 minute	SIP7 19.65 x 6.0 x 10.2 mm (0.8" x 0.2" x 0.4")	EN/IEC/UL62368-1	Operating temperature range: -40°C to +105°C No thermal derating up to +95°C Efficiency up to 89% *24V version coming soon
 <a href="#">RN</a>	1.25	3.3, 5, 9, 12, 15, 24	3.3, 5, 7, 9, 12, 15, 24	1 or 2 kVDC / 1 s	DIP8 12.6 x 10.1 x 7.6 mm (0.5" x 0.4" x 0.3")	EN60950-1	Operating temperature range: -40°C to +85°C



**new**

**new**

# DC/DC CONVERTERS

## UNREGULATED








- 0.25 to 3 watts
- Isolation voltages up to 20kVDC
- Industry standard pinout
- Economical designs available
- (/E) – high efficiency
- (/H) – high isolation
- (-R) – tape & reel packaging
- (/P) – short circuit protection
- Single (S), dual (D)
- Modified standards available

Series	Power (W)	Vin (VDC)	Vout (VDC)	Isolation	Case / Dimensions (LxWxH)	Certifications	Other Features
 <a href="#">R2S</a> <a href="#">R2D</a>	2	5, 12, 15, 24	3.3, 5, 9, 12, 15, 24 ±5, ±9, ±12, ±15, ±24	1 or 3 kVDC / 1 s	SMD 12.75 x 10.7 x 9.0 mm (S) (0.5" x 0.4" x 0.4") 15.24 x 10.7 x 9.0 mm (D) (0.6" x 0.4" x 0.4")	EN/IEC/UL60950-1	Operating temperature range: -40°C to +100°C
 <a href="#">R2SX</a>	2	5, 12, 24	3.3, 5, 15, 24	1 or 3 kVDC / 1 s	SMD 15.24 x 11.1 x 8.0 mm (0.6" x 0.4" x 0.4")	EN/IEC/UL62368-1 EN/IEC/UL60950-1	Operating temperature range: -40°C to +100°C no minimum load required economical design
 <a href="#">REM2</a>	2	3.3, 5, 12, 15, 24	3.3, 5, 9, 12 ±3.3, ±5, ±12	5.2 kVDC / 1 min	SIP8 23.0 x 8.0 x 12.2 mm (0.9" x 0.4" x 0.5")	ANSI/AAMI ES60601-1 CAN/CSA60601-1 IEC/EN62368-1 EN/IEC60601-1 EN60601-1-2	Operating temperature range: -40°C to +95°C reinforced isolation for 250VAC working voltage CF rated outputs, 5000m altitude
 <a href="#">RD</a>	2	5, 12, 24	±5, ±12, ±15, ±24	1 or 2 kVDC / 1 s	SIP7 19.65 x 7.0 x 10.2 mm (0.8" x 0.3" x 0.4")	IEC/EN60950-1	Operating temperature range: -40°C to +85°C
 <a href="#">RI</a>	2	5, 12, 15, 24	5, 12, 15	1 kVDC / 1 s	SIP4 11.5 x 7.6 x 10.2 mm (0.5" x 0.3" x 0.4")	IEC/EN60950-1	Operating temperature range: -40°C to +85°C
 <a href="#">RIZ</a> <a href="#">RGZ</a>	2	3.3, 5, 9, 12, 15, 24	3.3, 5, 9, 12, 15, 24 ±3.3, ±5, ±9, ±12 ±15, ±24, +15/-9	3 or 4 kVDC / 1 s	DIP14 19.9 x 10.0 x 7.1 mm (0.8" x 0.4" x 0.3")	IEC/EN60950-1	Operating temperature range: -40°C to +90°C
 <a href="#">RKZ</a>	2	5, 12, 24	5, 12, 15 ±5, ±12, ±15 +15/-9	3 or 4 kVDC / 1 s	SIP7 19.65 x 7.05 x 10.2 mm (0.8" x 0.3" x 0.4")	EN/IEC/UL60950-1	Operating temperature range: -40°C to +85°C
 <a href="#">RKZE</a>	2	5, 12, 15, 24	5, 9, 12, 15 ±5, ±12, ±15	3 or 4 kVDC / 1 s	SIP7 19.65 x 7.05 x 10.2 mm (0.7" x 0.3" x 0.4")	EN62368-1	Economical design /H suffix for 4kV Isolation

# DC/DC CONVERTERS

## UNREGULATED

- 0.25 to 3 watts
- Isolation voltages up to 20kVDC
- Industry standard pinout
- Economical designs available
- (/E) – high efficiency
- (/H) – high isolation
- (-R) – tape & reel packaging
- (/P) – short circuit protection
- Single (S), dual (D)
- Modified standards available

Series	Power (W)	Vin (VDC)	Vout (VDC)	Isolation	Case / Dimensions (LxWxH)	Certifications	Other Features
 <a href="#">RHV2</a>	2	5, 12, 24	5, 12, 24 ±5, ±12	20 kVDC / 1 s	SIP16 45.0 x 15.0 x 17.0 mm (1.7" x 0.6" x 0.7")	IEC/EN62368-1 IEC/EN61010-1	Compact SIP16 case with >30mm pin separation low 4pF max. isolation capacitance operating temperature range: -40°C to +85°C at full load
 <a href="#">RUZ</a>	2	5	5/5	1 or 2 kVDC / 1 s	SIP7 19.65 x 7.0 x 10.2 mm (0.8" x 0.3" x 0.4")	IEC/EN60950-1	Isolated independent dual outputs operating temperature range: -40°C to +85°C
 <a href="#">RV</a> <a href="#">RV/R</a>	2	3.3, 5, 9, 12, 15, 24	3.3, 5, 9, 12, 15, 24 ±3.3, ±5, ±9, ±12 ±15, ±24, +15/-9	6, 6.4, or 8 kVDC / 1 s	DIP24 Micro 32.35 x 14.7 x 11.1 mm (1.3" x 0.6" x 0.4")	EN/UL60950-1 EN61010-1 ANSI/AAMI ES60601-1 IEC/EN/UL62368-1	Medical approved (/R6.4 & /R8 versions) operating temperature range: -40°C to +90°C single, dual, or asymmetric output options
 <a href="#">RxxP2xx</a> <a href="#">RxxP2xx(/R)</a>	2	5, 12, 15, 24	3.3, 5, 9, 12, 15 ±3.3, ±5, ±9, ±12 ±15, +15/-3 +15/-9, +20/-5	6.4 or 8 kVDC / 1 s	SIP7 19.5 x 9.8 x 12.5 mm (0.8" x 0.4" x 0.5")	EN/UL60950-1 EN/IEC/UL60601-1 ANSI/AAMI ES60601-1 IEC/EN/UL62368-1	Medical approved (/R6.4 & /R8 versions) operating temperature range: -40°C to +95°C single, dual, or asymmetric output options
 <a href="#">RI3</a>	3	5, 12, 15, 24	5, 9, 12, 15	1, 2, or 3 kVDC / 1 s	SIP4 11.5 x 7.6 x 10.2 mm (0.5" x 0.3" x 0.4")	EN/IEC/UL60950-1	Very high power density operating temperature range: -40°C to +100°C
 <a href="#">RKZ3</a>	3	5, 12, 24	5, 12	3 or 4 kVDC / 1 s	SIP7 19.6 x 7.5 x 12.2 mm (0.8" x 0.3" x 0.5")	IEC/EN62368-1	High power density efficiency up to 90% pin-compatible with RK & RKZ
 <a href="#">RHV3</a>	3	5, 12, 24	5, 12, 24 ±5, ±12	20 kVDC / 1 s	SIP16 45.0 x 15.0 x 17.0 mm (1.7" x 0.6" x 0.7")	IEC/EN62368-1 IEC/EN61010-1	Compact SIP16 case with >30mm pin separation low 4pF max. isolation capacitance operating temperature range: -40°C to +80°C at full load



# DC/DC CONVERTERS

## REGULATED

- 0.5 to 300 watts
- Isolation voltages up to 10kVDC
- Short circuit protection
- Economical design available
- Modified standards available
- (-R) – tape & reel packaging
- (/P) – short circuit protection
- (Z), (W) – wide input range
- (-HC) – heatsink available
- (/SMD) – surface mount device
- (/M) – metal case

Series	Power (W)	Vin (VDC)	Vout (VDC)	Isolation	Case / Dimensions (LxWxH)	Certifications	Other Features
 <a href="#">R0.5Z</a>	0.5	5, 12, 15, 24	5, 12, 15	1 or 2 kVDC / 1 s	SMD 15.24 x 10.7 x 7.1 mm (0.6" x 0.4" x 0.3")	EN/UL60950-1	Operating temperature range: -40°C to +85°C regulated output with internal linear regulator
 <a href="#">R0.5ZX</a>	0.5	5	5	1 or 2 kVDC / 1 s	SMD 15.24 x 11.1 x 8.5 mm (0.6" x 0.4" x 0.4")	IEC/EN60950-1 UL60950-1 EN/IEC/UL62368-1	Operating temperature range: -40°C to +100°C regulated output with internal linear regulator industry standard pinout
 <a href="#">R05CT05S</a>	0.5	4.5-5.5	3.3, 3.7, 5.0, 5.4	5 kVAC / 1 min	SMD 10.3 x 7.5 x 2.65 mm (0.4" x 0.3" x 0.1")	ANSI/AAMI ES60601-1 UL/IEC/EN62368-1 IEC/EN60601-1	Operating temperature range: -40°C to +140°C 1kVAC working voltage CTRL, SYNC, and UVLO selectable outputs
 <a href="#">R05C05TE05S</a>	0.5	4.5-5.5	5	3 kVDC / 1 min	SMD 10.35 x 7.5 x 2.5 mm (0.4" x 0.3" x 0.1")	IEC/EN62368-1	Ultra-wide operating temperature range: -40°C to +125°C low EMI emissions, low profile (2.5mm) economical design
 <a href="#">R05CTE05S</a>	1	4.5-5.5	5	3 kVDC / 1 min	SMD 10.35 x 7.5 x 2.5 mm (0.4" x 0.3" x 0.1")	IEC/EN62368-1	Ultra-wide operating temperature range: -40°C to +125°C low EMI emissions, low profile (2.5mm) economical design
 <a href="#">RxxC1TFxxS</a>	1	3-5.5	3.3, 5	2.5 kVAC / 1 min	LGA 5.0 x 4.0 x 1.18 mm (0.2" x 0.2" x 0.05")	N/A	Operating temperature range: -40°C to +125°C ultra-compact SMD package with low profile
 <a href="#">R1M/SMD</a>	1	9-18, 18-36, 36-72	3.3, 5, 9, 12, 15, 24 ±5, ±12, ±15	1.6 kVDC / 1 min	SMD 14.2 x 9.1 x 10.2 mm (0.6" x 0.4" x 0.4")	N/A	Operating temperature range: -40°C to 90°C efficiency up to 81%
 <a href="#">R1Z</a>	1	3.3, 5, 12, 15, 24	3.3, 5, 9, 12, 15	1 or 2 kVDC / 1 s	SMD 15.24 x 10.7 x 9.0 mm (0.6" x 0.4" x 0.4")	EN/IEC/UL60950-1	Operating temperature range: -40°C to +70°C regulated output with internal linear regulator

# DC/DC CONVERTERS

## REGULATED

- 0.5 to 300 watts
- Isolation voltages up to 10kVDC
- Short circuit protection
- Economical design available
- Modified standards available
- (-R) – tape & reel packaging
- (/P) – short circuit protection
- (Z), (W) – wide input range
- (-HC) – heatsink available
- (/SMD) – surface mount device
- (/M) – metal case

Series	Power (W)	Vin (VDC)	Vout (VDC)	Isolation	Case / Dimensions (LxWxH)	Certifications	Other Features
 <a href="#">R1ZX</a>	1	5	5	1 or 2 kVDC / 1 s	SMD 15.24 x 11.1 x 8.5 mm (0.6" x 0.4" x 0.4")	IEC/EN/UL60950-1 EN/IEC/UL62368-1	Operating temperature range: -40°C to +100°C regulated output with internal linear regulator industry standard pinout
 <a href="#">RSO</a> <a href="#">RSO-Z</a>	1	4.5-9, 9-18, 18-36, 36-72 9-36, 18-72 (Z)	3.3, 5, 9, 12, 15 ±3.3, ±5, ±9, ±12 ±15	1, 2, or 3 kVDC / 1 s	SIP8 21.8 x 9.2 x 11.1 mm (0.9" x 0.4" x 0.4")	EN/IEC/UL60950-1	Operating temperature range: -40°C to +85°C economical design available (RSOK-Z)
 <a href="#">RSOK-Z/H3</a> <a href="#">(/ADJ)</a>	1	9-36	5, 12 (/ADJ)	3 kVDC / 1 min	SIP8 21.8 x 9.2 x 11.1 mm (0.9" x 0.4" x 0.4")	IEC/EN/UL62368-1	Operating temperature range: -40°C to +105°C /ADJ for adjustable output (3.3 - 17V) economical design
 <a href="#">RY</a>	1	5, 9, 12, 15, 24	5, 9, 12, 15, 24 ±5, ±9, ±12, ±15, ±24	1 kVDC / 1 s	SIP7 19.65 x 7.05 x 10.2 mm (0.8" x 0.3" x 0.4")	EN60950-1	Control pin (on/off) operating temperature range: -40°C to +70°C
 <a href="#">RYK</a>	1	5	3.3, 5	4 kVDC / 1 s	SIP7 19.6 x 6.0 x 10.2 mm (0.7" x 0.2" x 0.4")	EN/IEC/UL62368-1	Operating temperature range: -40°C to +105°C efficiency up to 81% post regulated
 <a href="#">R2M (/SMD)</a>	2	9-18, 18-36, 36-72	3.3, 5, 9, 12, 15, 24 ±5, ±12, ±15	1.6 kVDC / 1 min	DIP8 13.2 x 9.1 x 10.2 mm (0.5" x 0.4" x 0.4") SMD 14.2 x 9.1 x 10.2 mm (0.6" x 0.4" x 0.4")	N/A	Operating temperature range: -40°C to 105°C efficiency up to 81%
 <a href="#">RS</a> <a href="#">RS-Z</a>	2	4.5-9, 9-18, 9-36, 18-36, 18-72, 36-72 (Z)	3.3, 5, 9, 12, 15 ±3.3, ±5, ±9, ±12 ±15	1, 2, or 3 kVDC / 1 s	SIP8 21.8 x 9.2 x 11.1 mm (0.9" x 0.4" x 0.4")	EN/IEC/UL60950-1	Operating temperature range: -40°C to +85°C economical design available (RSK-RUW)
 <a href="#">RSK-RUW/H3</a> <a href="#">(/ADJ)</a>	2	4.5-36	5, 12 (/ADJ)	3 kVDC / 1 min	SIP8 21.8 x 9.2 x 11.1 mm (0.9" x 0.4" x 0.4")	IEC/EN/UL62368-1	Operating temperature range: -40°C to +105°C /ADJ for adjustable output (3.3 - 17V) economical design



# DC/DC CONVERTERS

- 0.5 to 300 watts
- Economical design available
- (/P) – short circuit protection
- (/SMD) – surface mount device
- Isolation voltages up to 10kVDC
- Modified standards available
- (Z), (W) – wide input range
- (/M) – metal case
- Short circuit protection
- (-R) – tape & reel packaging
- (-HC) – heatsink available

## REGULATED

Series	Power (W)	Vin (VDC)	Vout (VDC)	Isolation	Case / Dimensions (LxWxH)	Certifications	Other Features
 <a href="#">RTC2</a>	2	4.5-9, 18-36	5	3 kVDC / 1 s	SMD 14.9 x 14.2 x 9.6 mm (0.6" x 0.6" x 0.4")	EN/IEC62368-1	Operating temperature range: -40°C to +100°C compact SMD package, control pin (on/off) economical design
 <a href="#">RSH2</a>	2	2.8-5.5, 4.5-13.2, 9-18, 18-36	3.3, 5, 12, 15, 24	2 or 3 kVDC / 1 min	SMD 18.9 x 17.2 x 8.7 mm (0.7" x 0.7" x 0.3")	IEC/EN/UL62368-1 CAN/CSA-C22.2 NO. 62368-1	2W power in compact SMD package efficiency up to 84% operating temperature range: -40°C to +100 °C
 <a href="#">RW2</a>	2	4.5-9, 9-18, 18-36, 36-72	3.3, 5, 12, 15 ±5, ±9, ±12, ±15	1, 2, or 3 kVDC / 1 s	Mini DIP16 DIP16 SMD 22.1 x 12.55 x 8.5 mm (0.9" x 0.5" x 0.3") 24.2 x 14.50 x 9.7 mm (1.0" x 0.6" x 0.4") 24.2 x 14.50 x 10.2mm (1.0" x 0.6" x 0.4")	IEC/EN60950-1	Operating temperature range: -40°C to +85°C DIP16 Mini smaller case size (/B) SMD package available (/SMD)
 <a href="#">REM2A</a> (/SMD)	2	4.5-12, 9-18, 18-36, 36-75	3.3, 5, 9, 12, 15, 24 ±12, ±15	5 kVAC / 1 min	DIP16 SMD 24.3 x 14.4 x 10.2 mm (1.0" x 0.6" x 0.4") 24.3 x 14.4 x 10.2 mm (1.0" x 0.6" x 0.4")	ANSI/AAMI ES60601-1 UL/IEC/EN62368-1 IEC/EN60601-1	Operating temperature range: -40°C to +90°C clearance and creepage distance ≥8mm 2MOPP, 250VAC working voltage isolation
 <a href="#">R3M/SMD</a>	3	4.5-18, 9-36, 18-75	3.3, 5, 9, 12, 15, 24 ±5, ±12, ±15	1.6 kVDC / 1 min	SMD 14.2 x 9.1 x 10.2 mm (0.6" x 0.4 x 0.4")	N/A	Operating temperature range: -40°C to +105°C efficiency up to 84%
 <a href="#">REC3A</a>	3	4.5-9, 18-36	5	2 kVDC / 1 s	DIP24 31.8 x 20.3 x 10.2 mm (1.3" x 0.8" x 0.4")	UL60950-1 IEC/EN62368-1	Operating temperature range: -40°C to +100°C no minimum load required optional UVLO (/X1) economical design
 <a href="#">REC3-R</a>	3	4.5-5.75, 10.2-13.8, 20.4-27.6	5, 12, 15 ±5, ±12, ±15	1 kVDC / 1 s	DIP24 SMD 32.0 x 20.3 x 10.2 mm (1.3" x 0.8" x 0.4") 32.0 x 20.32 x 11.2 mm (1.3" x 0.8" x 0.4")	EN60950-1	Operating temperature range: -40°C to +80°C SMD package (/SMD) or metal case (/M)
 <a href="#">REC3-RW</a> <a href="#">REC3-RWZ</a>	3	4.5-9, 9-18, 18-36, 36-72 9-36, 18-72 (Z)	3.3, 5, 9, 12, 15 ±5, ±12, ±15	2, 4, or 6 kVDC / 1 s	DIP24 SMD 32.0 x 20.3 x 10.2 mm (1.3" x 0.8" x 0.4") 32.0 x 19.9 x 11.2 mm (1.3" x 0.8" x 0.4")	EN/UL60950-1	Operating temperature range: -40°C to +80°C SMD package (/SMD) or metal case (/M)

# DC/DC CONVERTERS

## REGULATED

- 0.5 to 300 watts
- Isolation voltages up to 10kVDC
- Short circuit protection
- Economical design available
- Modified standards available
- (-R) – tape & reel packaging
- (/P) – short circuit protection
- (Z), (W) – wide input range
- (-HC) – heatsink available
- (/SMD) – surface mount device
- (/M) – metal case












Series	Power (W)	Vin (VDC)	Vout (VDC)	Isolation	Case / Dimensions (LxWxH)	Certifications	Other Features
 <a href="#">REM3</a> <a href="#">REM3-W</a>	3	4.5-9, 9-18, 18-36, 36-75 9-36, 18-75 (W)	3.3, 5, 12, 15, 24 ±5, ±12, ±15	5 kVAC / 1 min	DIP24 31.8 x 20.3 x 10.4 mm (1.3" x 0.8" x 0.4")	ANSI/AAMI ES60601-1 CAN/CSA60601-1 IEC/EN60601-1 EN60601-1-2	Reinforced isolation for 250VAC working voltage CF rated outputs, 5000m altitude operating temperature range: -40°C to +100°C
 <a href="#">RP03-RAW</a>	3	36-160	3.3, 5, 12, 15, 24 ±5, ±12, ±15	3 kVAC / 1 min	DIP24 31.8 x 20.3 x 10.6 mm (1.3" x 0.8" x 0.4")	UL/IEC/EN62368-1 EN50155 EN45545-2	Designed for railway and industrial applications CE marked operating temperature range: -40°C to +105°C 3 kVAC / 1 min reinforced insulation
 <a href="#">RS3</a> <a href="#">RS3-Z</a>	3	4.5-9, 9-18, 18-36, 36-72 9-27, 20-60 (Z)	3.3, 5, 9, 12, 15 ±3.3, ±5, ±9, ±12 ±15	1, 2, or 3 kVDC / 1 s	SIP8 21.8 x 9.2 x 11.1 mm (0.9" x 0.4" x 0.4")	IEC/EN60950-1	Operating temperature range: -40°C to +71°C control pin (on/off) economical design available (RS3K-Z)
 <a href="#">RS3K-Z/H3</a>	3	4.5-9 9-36(Z)	3.3, 5, 9, 12, 15, 24 ±5, ±12, ±15, ±24	3 kVDC / 1 min	SIP8 21.8 x 9.2 x 11.1 mm (0.9" x 0.4" x 0.4")	EN/IEC/UL62368-1	Operating temperature range: -40°C to +105°C efficiency up to 86%
 <a href="#">RSH3</a>	3	9-18, 18-36	5, 12, 15, 24 ±12, ±15	3 kVDC / 1 min	SMD 18.9 x 17.2 x 8.7 mm (0.7" x 0.7" x 0.3")	IEC/EN/UL62368-1 CAN/CSA-C22.2 NO. 62368-1	3W power in compact SMD package efficiency up to 83% operating temperature range: -40°C to +100°C
 <a href="#">RW-S</a> <a href="#">RW-D</a>	3	4.5-9, 9-18, 18-36, 36-72	3.3, 5, 9, 12, 15 ±5, ±9, ±12, ±15	1 kVDC / 1 s (S) 3 kVDC / 1 s (D)	DIP24 32.3 x 14.7 x 7.0 mm (S) (1.3" x 0.6" x 0.3") SMD 32.2 x 14.5 x 10.2 mm (S) (1.3" x 0.6" x 0.4") DIP24 32.0 x 17.5 x 7.0 mm (D) (1.3" x 0.7" x 0.3")	EN60950-1	Operating temperature range: -40°C to +85°C SMD package for RW-S available (/SMD)
 <a href="#">Rxx-B</a>	3 5	4.5-6, 10-14, 14-17, 21-27	41-120, 50-135 92-200	3 kVDC / 1 s	DIP24 31.8 x 20.3 x 9.4 mm (1.3" x 0.8" x 0.4")	EN/IEC60950-1	Adjustable output voltage up to 200VDC cascadable for output voltages up to 400VDC remote voltage programming by external voltage or resistance
 <a href="#">REC3.5-RW/R</a>	3.5	4.5-9, 9-18, 18-36, 36-75	5, 9, 12, 15, 24 ±5, ±9, ±12, ±15	8 or 10 kVDC / 1 s	DIP24 32.0 x 20.3 x 10.2 mm (1.3" x 0.8" x 0.4")	UL60950-1 EN/IEC/UL60601-1	Reinforced isolation (/R8 & /R10) operating temperature range: -40°C to +85°C no minimum load required



# DC/DC CONVERTERS

## REGULATED

- 0.5 to 300 watts
- Isolation voltages up to 10kVDC
- Short circuit protection
- Economical design available
- Modified standards available
- (-R) – tape & reel packaging
- (/P) – short circuit protection
- (Z), (W) – wide input range
- (-HC) – heatsink available
- (/SMD) – surface mount device
- (/M) – metal case

Series	Power (W)	Vin (VDC)	Vout (VDC)	Isolation	Case / Dimensions (LxWxH)	Certifications	Other Features
  <a href="#">REM3.5E</a>	3.5	4.5-9, 9-18, 18-36, 36-75	5, 9, 12, 15, 24 ±5, ±9, ±12, ±15	8 or 10 kVDC / 1 s (DIP24) 6 kVDC / 1 min (SMD)	DIP24 31.8 x 20.3 x 10.2 mm (1.3" x 0.8" x 0.4") SMD 31.8 x 20.3 x 11.2 mm (1.3" x 0.8" x 0.4")	EN/IEC/UL60601-1 ANSI/AAMI ES60601-1	250VAC working voltage isolation clearance and creepage distance >8mm up to 10kVDC reinforced insulation operating temperature range: -40°C to +85°C
  <a href="#">REM4A</a> (/SMD)	4	4.5-12, 9-18, 18-36, 36-75	5, 9, 12, 15, 24 ±12, ±15	5 k VAC / 1 min	DIP16 24.3 x 14.4 x 10.2 mm (1.0" x 0.6" x 0.4") SMD 24.3 x 14.4 x 10.2 mm (1.0" x 0.6" x 0.4")	ANSI/AAMI ES60601-1 UL/IEC/EN62368-1 IEC/EN60601-1	Operating temperature range: -40°C to +105°C clearance and creepage distance ≥8mm 2MOPP, 250VAC working voltage isolation
 <a href="#">R5M/SMD</a>	5	9-36, 18-75	3.3, 5, 9, 12, 15, 24 ±5, ±12, ±15	1.6 kVDC / 1 min	SMD 14.2 x 9.1 x 10.2 mm (0.6" x 0.4" x 0.4")	N/A	Operating temperature range: -40°C to +105°C efficiency up to 84%
 <a href="#">REC5K-AW</a> (/H4)	5	9-36	5	4 kVDC / 1 s	1"x1" 25.4 x 25.4 x 10.0 mm (1.0" x 1.0" x 0.4")	EN/IEC/UL62368-1	Feedback regulated output derates to 110°C ambient temperature ON/OFF control pin UVLO and SCP
 <a href="#">REC5-RW</a> <a href="#">REC5-RWZ</a>	5	4.5-9, 9-18, 18-36, 36-72 9-36, 18-72 (Z)	3.3, 5, 9, 12, 15 ±5, ±9, ±12, ±15	1.6, 2, 4, or 6 kVDC / 1 s	DIP24 31.8 x 20.3 x 10.2 mm (1.3" x 0.8" x 0.4") SMD 31.8 x 19.9 x 11.2 mm (1.3" x 0.8" x 0.4")	EN/IEC/UL60950-1	Operating temperature range: -40°C to +75°C SMD package (/SMD) or metal case (/M)
 <a href="#">REC5K-RW</a> (/H4/A (/ADJ))	5	9-36	5, 12 (/ADJ)	4 kVDC / 1 s	DIP24 32.1 x 20.6 x 10.2 mm (1.3" x 0.8" x 0.4")	EN/IEC/UL62368-1	Low ripple and noise derates to 110°C ambient temperature ON/OFF control pin, UVLO and SCP /ADJ for adjustable output
  <a href="#">REM5E</a>	5	4.5-9, 9-18, 18-36, 36-75	5, 9, 12, 15, 24 ±5, ±9, ±12, ±15	8 or 10 kVDC / 1 s (DIP24) 6 kVDC / 1 min (SMD)	DIP 24 31.8 x 20.3 x 10.2 mm (1.3" x 0.8" x 0.4") SMD 31.8 x 20.3 x 11.2 mm (1.3" x 0.8" x 0.4")	EN/IEC/UL60601-1 EN/IEC60601-1-2	250VAC working voltage isolation, clearance and creepage distance >8mm, up to 10kVDC reinforced insulation, operating temperature range: -40°C to +85°C no derating
 <a href="#">REC6A</a>	6	4.5-9, 18-36	5	2 kVDC / 1 s	DIP24 31.8 x 20.3 x 10.2 mm (1.3" x 0.8" x 0.4")	UL62368-1 UL60950-1 EN/IEC62368-1	Operating temperature range: -40°C to +100°C no minimum load required optional UVLO (/X1) economical design

# DC/DC CONVERTERS

## REGULATED

- 0.5 to 300 watts
- Isolation voltages up to 10kVDC
- Short circuit protection
- Economical design available
- Modified standards available
- (-R) – tape & reel packaging
- (/P) – short circuit protection
- (Z), (W) – wide input range
- (-HC) – heatsink available
- (/SMD) – surface mount device
- (/M) – metal case

Series	Power (W)	Vin (VDC)	Vout (VDC)	Isolation	Case / Dimensions (LxWxH)	Certifications	Other Features
 <a href="#">REC6-RW/R</a>	6	4.5-9, 9-18, 18-36, 36-75	5, 9, 12, 15, 24 ±5, ±9, ±12, ±15	8 or 10 kVDC / 1 s	DIP24 32.0 x 20.3 x 10.2 mm (1.3" x 0.8" x 0.4")	UL60950-1 EN/IEC/UL60601-1	Reinforced isolation (/R8 & /R10) operating temperature range: -40°C to +75°C no derating pinning option (A) or (C), optional UVLO (/X1)
 <a href="#">REC6K-AW</a>	6	9-36, 18-75	3.3, 5, 9, 12, 15, 24 ±5, ±12, ±15	1.5 kVDC / 1 min	1"x1" 25.4 x 25.4 x 10.2 mm (1.0" x 1.0" x 0.4")	EN/IEC/UL62368-1	Compact 1"x1" package CTRL and UVLO standard
 <a href="#">REC6K-RW</a>	6	9-36, 18-75	3.3, 5, 9, 12, 15, 24 ±5, ±12, ±15	1.5 kVDC / 1 min	DIP24 31.8 x 20.3 x 10.2 mm (1.3" x 0.8" x 0.4")	EN/IEC/UL62368-1	Compact DIP24 package
 <a href="#">REM6</a> <a href="#">REM6-W</a>	6	4.5-9, 9-18, 18-36, 36-75 9-36, 18-75 (W)	3.3, 5, 12, 15, 24 ±5, ±12, ±15	5 kVAC / 1 min	DIP24 31.8 x 20.3 x 10.4 mm (1.3" x 0.8" x 0.4")	ANSI/AAMI ES60601-1 EN/ICE60601-1 EN60601-1-2	Reinforced isolation for 250VAC working voltage CF rated outputs, 5000m altitude operating temperature range: -40°C to +105°C
 <a href="#">REM6E</a>	6	9-18, 18-36, 36-75	9, 12, 15, 24 ±9, ±12, ±15	8 or 10 kVDC / 1 s (DIP24) 6 kVDC / 1 min (SMD)	DIP24 31.8 x 20.3 x 10.2 mm (1.3" x 0.8" x 0.4") SMD 31.8 x 20.3 x 10.9 mm (1.3" x 0.8" x 0.43")	ANSI/AAMI ES60601-1 EN/IEC60601-1-2 EN/IEC60601-1	2MOPP, 250VAC working voltage isolation clearance and creepage distance >8mm, up to 10 kVDC reinforced insulation, operating temperature range: -40°C to +75°C no derating
 <a href="#">RPO6-RAW</a>	6	36-160	3.3, 5, 12, 15, 24 ±5, ±12, ±15	3 kVDC / 1 min	DIP24 31.8 x 20.3 x 10.6 mm (1.3" x 0.8" x 0.4")	UL/IEC/EN62368-1 EN50155 EN45545-2	Designed for railway and industrial applications, CE marked operating temperature range: -40°C to +105°C 3 kVAC/ 1 min reinforced insulation
 <a href="#">RS6</a>	6	4.5-9, 9-18, 18-36, 36-75	3.3, 5, 12, 15 ±5, ±12, ±15	1.6 kVDC / 1 min 2 kVDC / 1 s	SIP8 21.8 x 9.2 x 11.1 mm (0.9" x 0.4" x 0.4")	EN60950-1 EN/IEC62368-1	Very high power density operating temperature range -40°C to +75°C no derating
 <a href="#">REC7.5-RW</a>	7.5	9-18, 18-36, 36-72	3.3, 5, 9, 12, 15 ±5, ±9, ±12, ±15	1, 2, or 3 kVDC / 1 s	DIP24 32.0 x 20.3 x 10.5 mm (1.3" x 0.8" x 0.4") SMD 32.0 x 19.9 x 11.2 mm (1.3" x 0.8" x 0.4")	EN/IEC/UL60950-1	Operating temperature range: -40°C to +71°C no derating SMD package available (/SMD)

# DC/DC CONVERTERS

- 0.5 to 300 watts
- Isolation voltages up to 10kVDC
- Short circuit protection
- Economical design available
- Modified standards available
- (-R) – tape & reel packaging
- (/P) – short circuit protection
- (Z), (W) – wide input range
- (-HC) – heatsink available
- (/SMD) – surface mount device
- (/M) – metal case

## REGULATED

Series	Power (W)	Vin (VDC)	Vout (VDC)	Isolation	Case / Dimensions (LxWxH)	Certifications	Other Features
 <a href="#">REC8-RW</a> <a href="#">REC8-RWZ</a>	8	4.5-9, 9-18, 18-36, 36-75, 9-36, 18-75 (Z)	3.3, 5, 12, 15 ±5, ±12, ±15	2 or 3 kVDC / 1 s	DIP24 32.0 x 20.3 x 10.2 mm (1.3" x 0.8" x 0.4") SMD 32.0 x 19.9 x 11.2 mm (1.3" x 0.8" x 0.4")	EN/IEC/UL60950-1	Operating temperature range: -40°C to +85°C no derating SMD package available (/SMD)
 <a href="#">REC8E</a>	8	9-18, 18-36, 20-60	5, 9, 12, 15, 24 ±12, ±15	1.6 kVDC / 1 min	1" x 1" 25.4 x 25.4 x 10.5 mm (1.0" x 1.0" x 0.4")	EN/IEC/UL62368-1 IEC60950-1	Compact 1"x1" package CTRL and UVLO standard Operating temperature range: -40°C to +75°C no derating
 <a href="#">RP08-A</a> <a href="#">RP08-AWZ</a>	8	9-18, 18-36, 36-75 9-36, 18-75, 43-160 (W)	3.3, 5, 12, 15 ±5, ±12, ±15	1.6 kVDC / 1 min	DIP24 31.8 x 20.3 x 10.2 mm (1.3" x 0.8" x 0.4") SMD 32.0 x 20.3 x 11.2 mm (1.3" x 0.8" x 0.4")	EN/IEC/UL60950-1 EN50155 EN50121-3-2	Operating temperature range: -40°C to +85°C RP08-AW designed for railway applications
 <a href="#">REC10/M</a> <a href="#">REC10-Z/M</a>	10	9-18, 18-36, 36-75 9-36, 18-75 (Z)	3.3, 5, 12, 15 ±5, ±12, ±15	2 or 3 kVDC / 1 s	2" x 1" 50.8 x 25.4 x 10.2 mm (2.0" x 1.0" x 0.4")	EN/IEC/UL60950-1	Operating temperature range: -40°C to +81°C no derating high isolation
 <a href="#">REC10-RW</a> <a href="#">REC10-RWZ</a>	10	9-18, 18-36, 36-75 9-36, 18-75 (Z)	3.3, 5, 12, 15 ±5, ±12, ±15	2 or 3 kVDC / 1 s	DIP24 32.0 x 20.3 x 10.2 mm (1.3" x 0.8" x 0.4") SMD 32.0 x 19.9 x 11.2 mm (1.3" x 0.8" x 0.4")	EN/IEC/UL60950-1	Operating temperature range: -40°C to +81°C no derating SMD package available (/SMD) high isolation
 <a href="#">REC10K-AW</a>	10	9-36, 18-75	3.3, 5, 9, 12, 15, 24 ±5, ±12, ±15, ±24	1.6 kVDC / 1 min	1" x 1" 25.4 x 25.4 x 10.2 mm (1.0" x 1.0" x 0.4")	EN/IEC/UL62368-1	Operating temperature range: -40°C to +100°C with derating ON/OFF control pin, UVLO, SCP adjustable Vout ±10%
<b>new</b>  <a href="#">REC10K-RW</a>	10	9-36, 18-75	3.3, 5, 9, 12, 15, 24 ±5, ±12, ±15, ±24	4 kVDC / 1 min	DIP24 31.8 x 20.3 x 10.4 mm (1.3" x 0.8" x 0.4")	EN/IEC/UL62368-1	Compact DIP24 package trimmable output CTRL and UVLO standard
 <a href="#">REM10</a> <a href="#">REM10-W</a>	10	4.5-9, 9-18, 18-36, 36-75 9-36, 18-75 (W)	3.3, 5, 12, 15, 24 ±5, ±12, ±15	5 kVAC / 1 min	DIP24 31.8 x 20.3 x 10.4 mm (1.3" x 0.8" x 0.4")	EN/IEC60601-1 ANSI/AAMI ES60601-1 EN60601-1-2	Reinforced isolation for 250VAC working voltage CF rated outputs, 5000m altitude operating temperature range: -40°C to +100°C

# DC/DC CONVERTERS

- 0.5 to 300 watts
- Economical design available
- (/P) – short circuit protection
- (/SMD) – surface mount device
- Isolation voltages up to 10kVDC
- Modified standards available
- (Z), (W) – wide input range
- (/M) – metal case
- Short circuit protection
- (-R) – tape & reel packaging
- (-HC) – heatsink available

## REGULATED

Series	Power (W)	Vin (VDC)	Vout (VDC)	Isolation	Case / Dimensions (LxWxH)	Certifications	Other Features	
 <a href="#">RP10-A</a> <a href="#">RP10-AW</a>	10	9-18, 18-36, 36-75 9-36, 18-75 (W)	3.3, 5, 12, 15, 24 ±5, ±12, ±15	1.6 kVDC / 1 min	1" x 1" 25.4 x 25.4 x 9.9 mm (1.0" x 1.0" x 0.4")	UL60950-1	Operating temperature range: -40°C to +78°C no derating optional heatsink with clamps (-HC)	
 <a href="#">RP10-E</a> <a href="#">RP10-EW</a>	10	9-18, 18-36, 36-75 9-36, 18-75 (W)	3.3, 5, 12, 15 ±5, ±12, ±15	1.6 kVDC / 1 min	2" x 1" 50.8 x 25.4 x 10.2 mm (2.0" x 1.0" x 0.4")	UL60950-1	Operating temperature range: -40°C to +78°C no derating optional heatsink with clamps (-HC)	
 <a href="#">RP10-RAW</a>	10	36-160	3.3, 5, 5.1, 2, 15, 24 ±5, ±12, ±15	3 kVAC / 1 min	DIP24 31.8 x 20.3 x 10.6 mm (1.3" x 0.8" x 0.4")	UL/IEC/EN62368-1 EN50155 EN45545-2	Designed for railway and industrial applications CE marked operating temperature range: -40°C to +105°C 3 kVAC/ 1 min reinforced insulation	
 <a href="#">RS12-Z</a>	12	9-36, 18-75	3.3, 5, 12, 15, 24	3 kVDC / 1 min	SIP8 21.8 x 9.6 x 12.1 mm (0.9" x 0.4" x 0.5")	UL/IEC/EN62368-1	Very high power density operating temperature range: -40°C to +80°C	
 <a href="#">RP12-A</a> <a href="#">RP12-AW</a>	12	9-18, 18-36, 36-75 9-36, 18-75 (W)	3.3, 5.1, 12, 15 ±5, ±12, ±15	1.6 kVDC / 1 min	DIP24 31.8 x 20.3 x 10.2 mm (1.3" x 0.8" x 0.4") SMD 32.0 x 20.3 x 11.2 mm (1.3" x 0.8" x 0.4")	UL60950-1	Operating temperature range: -40°C to +105°C	
 <a href="#">RP12-AR</a>	12	36-160	3.3, 5, 12, 15, 24 ±12, ±15, ±24	3 kVDC / 1 min	1" x 1" 25.4 x 25.4 x 9.9 mm (1.0" x 1.0" x 0.4")	IEC/EN60950-1 EN50155	Operating temperature range: -40°C to +100°C efficiency up to 90%	
 <a href="#">REC15E-Z</a>	15	9-36, 18-75	3.3, 5, 12, 15, 24 ±12, ±15	2 kVDC / 1 s	1" x 1" 25.4 x 25.4 x 10 mm (1.0" x 1.0" x 0.4")	EN/IEC/UL62368-1	Compact 1" x 1" package, efficiency up to 90% operating temperature range: -40°C to +75°C no derating continuous short circuit protection	
 <a href="#">REC15/M</a> <a href="#">REC15-Z/M</a>	15	9-18, 18-36, 36-75 9-36, 36-75 (Z)	3.4, 5.1, 12, 15 ±5, ±12, ±15	2 or 3 kVDC / 1 s	2" x 1" 50.8 x 25.4 x 10.2 mm (2.0" x 1.0" x 0.4")	EN/IEC/UL60950-1	Operating temperature range: -40°C to +71°C no derating, without CTRL pin (/X2)	



# DC/DC CONVERTERS

## REGULATED

- 0.5 to 300 watts
- Isolation voltages up to 10kVDC
- Short circuit protection
- Economical design available
- Modified standards available
- (-R) – tape & reel packaging
- (/P) – short circuit protection
- (Z), (W) – wide input range
- (-HC) – heatsink available
- (/SMD) – surface mount device
- (/M) – metal case

Series	Power (W)	Vin (VDC)	Vout (VDC)	Isolation	Case / Dimensions (LxWxH)	Certifications	Other Features
  <a href="#">REM15-W</a>	15	9-36, 18-75	5, 12, 15, 24 ±5, ±12, ±15	5 kVAC / 1 min	1.6" x 1" 40.6 x 25.4 x 10.2 mm (1.6" x 1.0" x 0.4")	UL60950-1 UL62368-1 IEC60601-1 EN60601-1-2 ANSI/AAMI ES60601-1	Reinforced insulation for 250VAC working voltage, clearance and creepage distance > 8mm 5kVAC I/P to O/P isolation operating temperature range: -40°C to +105°C
 <a href="#">RP15-A</a> <a href="#">RP15-AW</a>	15	9-18, 18-36, 36-75 9-36, 18-75 (W)	3.3, 5, 12, 15 ±5, ±12, ±15	1.6 kVDC / 1 min	1" x 1" 25.4 x 25.4 x 9.9 mm (1.0" x 1.0" x 0.4")	UL60950-1	Operating temperature range: -40°C to +105°C optional heatsink with clamps (-HC)
 <a href="#">RP15-F</a> <a href="#">RP15-FW</a>	15	9-18, 18-36, 36-75 9-36, 18-75 (W)	3.3, 5, 12, 15 ±5, ±12, ±15	1.6 kVDC / 1 min	2" x 1" 50.8 x 25.4 x 10.2 mm (2.0" x 1.0" x 0.4")	UL60950-1	Operating temperature range: -40°C to +105°C optional heatsink with clamps (-HC)
 <a href="#">RPM(D)</a>	15-60	9.5-18, 9.5-36, 10-40, (D) 18-36, 18-75, 36-75	3.3, 5, 12, 15 ±5, ±12, ±15 5/±12, 5/±15	1.6 kVDC / 1 min	101.6 x 57.2 x 19.0 mm (4.0" x 2.3" x 0.7") 24.5 x 57.6 x 125.0 mm (D) (1.0" x 2.3" x 4.9")	EN/IEC60950-1	Reverse polarity protected, soft start panel mount/bulkhead version RPM DIN-Rail version RPMD, screw terminals triple output only for 40W version available
 <a href="#">REC20</a> <a href="#">REC20-Z</a>	20	9-18, 18-36, 36-75, 9-36, 18-75 (Z)	3.4, 5.1, 12, 15 ±5, ±12, ±15	1.6 kVDC / 1 min	2" x 1" 50.8 x 25.4 x 10.2 mm (2.0" x 1.0" x 0.4") 50.8 x 25.4 x 10.5 mm (Z) (2.0" x 1.0" x 0.4")	EN/IEC/UL60950-1	Operating temperature range: -40°C to +100°C full load up to +80°C with natural convection continuous short circuit protection
 <a href="#">REC20K-Z</a>	20	9-36, 18-75	3.3, 5, 9, 12, 15, 24 ±12, ±15	2 kVDC / 1 min	1" x 1" 25.4 x 25.4 x 10.2 mm (1.0" x 1.0" x 0.4")	EN/IEC/UL62368-1	Operating temperature range: -40°C to +105°C with derating ON/OFF control pin, UVLO, SCP adjustable Vout ±10%
  <a href="#">REM20-W</a>	20	9-36, 18-75	5, 12, 15, 24 ±5, ±12, ±15	5 kVAC / 1 min	1.6" x 1" 40.6 x 25.4 x 10.2 mm (1.6" x 1.0" x 0.4")	UL60950-1 UL62368-1 IEC60601-1 EN60601-1-2 ANSI/AAMI ES60601-1	Reinforced insulation for 250VAC working voltage, clearance and creepage distance > 8mm 5kVAC I/P to O/P isolation
 <a href="#">RP20-A</a> <a href="#">RP20-AW</a>	20	9-18, 18-36, 36-75, 9-36, 18-75 (W)	3.3, 5, 12, 15 ±12, ±15	1.6 kVDC / 1 min	1" x 1" 25.4 x 25.4 x 9.9 mm (1.0" x 1.0" x 0.4")	UL60950-1	Operating temperature range: -40°C to +102°C optional heatsink with clamps (-HC)

# DC/DC CONVERTERS

## REGULATED

- 0.5 to 300 watts
- Isolation voltages up to 10kVDC
- Short circuit protection
- Economical design available
- Modified standards available
- (-R) – tape & reel packaging
- (/P) – short circuit protection
- (Z), (W) – wide input range
- (-HC) – heatsink available
- (/SMD) – surface mount device
- (/M) – metal case

Series	Power (W)	Vin (VDC)	Vout (VDC)	Isolation	Case / Dimensions (LxWxH)	Certifications	Other Features
 <a href="#">RP20-F</a> <a href="#">RP20-FW</a>	20	9-18, 18-36, 36-75, 9-36, 18-75 (W)	3.3, 5, 12, 15 ±12, ±15	1.6 kVDC / 1 min	2" x 1" 50.8 x 25.4 x 10.2 mm (2.0" x 1.0" x 0.4")	UL60950-1	Operating temperature range: -40°C to +105°C optional heatsink with clamps (-HC) 
 <a href="#">RP20-FR</a>	20	9-36, 18-75 43-160	3.3, 5, 12, 15 ±12, ±15	2.25 kVDC / 1 min	2" x 1" 50.8 x 25.4 x 10.2 mm (2.0" x 1.0" x 0.4")	UL60950-1 EN50155	Designed for railway applications operating temperature range: -40°C to +79°C up to +85°C with natural convection optional heatsink (-HC), CE and EAC marked 
 <a href="#">RPA20-AW</a>	20	9-36	3.3, 5, 12, 15 ±12, ±15	1.6 kVDC / 1 min	1" x 1" 25.4 x 25.4 x 10.2 mm (1.0" x 1.0" x 0.4")	EN/IEC/UL60950-1 EN50155	Designed for cost-sensitive industrial applications operating temperature range: -40°C to +85°C optional glued heatsink (-HC) 
 <a href="#">RPA20-FR</a>	20	36-160	5, 5.1, 12, 15, 24 ±5, ±12, ±15	3 kVAC / 1 min	1.6" x 1" 40.6 x 25.4 x 10.2 mm (1.6" x 1.0" x 0.4")	EN/IEC/UL62368-1 EN50155	Designed for railway and industrial applications operating temperature range: -40°C to +105°C efficiency up to 90% 
  <a href="#">RPK20E-RUW</a>	20	12-160	3.3, 5, 12, 15, 24 ±12, ±15, ±24	4.3 kVDC / 1 min	2" x 1.0" 61.2 x 25.6 x 13.5 mm (2.4" x 1.0" x 0.4")	EN/IEC/UL62368-1 EN50155	Designed for railway and industrial applications operating temperature range: -40°C to +70°C reinforced insulation Up to 200V input transient voltage 
 <a href="#">REC30K-Z</a>	30	36-72 9-36, 18-75	3.3, 5, 9, 12, 15, 24 ±5, ±12, ±15	2 kVDC / 1 min	1" x 1" 25.4 x 25.4 x 10.2 mm (1.0" x 1.0" x 0.4")	EN/IEC/UL62368-1	Operating temperature range: -40°C to +105°C with derating ON/OFF control pin, UVLO, SCP adjustable Vout ±10% 
 <a href="#">REC30E-Z</a>	30	9-36, 18-75	3.3, 5, 12, 15, 24 ±12, ±15	2 kVDC / 1 min	1" x 1" 25.4 x 25.4 x 10.0 mm (1.0" x 1.0" x 0.4")	UL/IEC/EN62368-1	Operating temperature range: -40°C to +105°C efficiency up to 91% 
 <a href="#">REM30-W</a>	30	9-36, 18-75	5, 12, 15, 24 ±5, ±12, ±15	5 kVAC / 1 min	2" x 1" 50.8 x 25.4 x 10.2 mm (2.0" x 1.0" x 0.4")	UL60950-1 UL62368-1 IEC60601-1 EN60601-1-2 ANSI/AAMI ES60601-1	Reinforced insulation for 250VAC working voltage, clearance and creepage distance > 8mm, 5kVAC I/P to O/P isolation industry standard pinout 

# DC/DC CONVERTERS

- 0.5 to 300 watts
- Isolation voltages up to 10kVDC
- Short circuit protection
- Economical design available
- Modified standards available
- (-R) – tape & reel packaging
- (/P) – short circuit protection
- (Z), (W) – wide input range
- (-HC) – heatsink available
- (/SMD) – surface mount device
- (/M) – metal case

## REGULATED

Series	Power (W)	Vin (VDC)	Vout (VDC)	Isolation	Case / Dimensions (LxWxH)	Certifications	Other Features
 <a href="#">RP30-E</a> <a href="#">RP30-EW</a>	30	9-18, 18-36, 36-75 10-40, 18-75 (W)	3.3, 5, 12, 15 ±12, ±15	1.6 kVDC / 1 min	2" x 1.6" 50.8 x 40.6 x 10.2 mm (2.0" x 1.6" x 0.4")	UL60950-1	Operating temperature range: -40°C to +100°C optional heatsink with clamps (-HC)
 <a href="#">RP30-F</a> <a href="#">RP30-FW</a>	30	9-18, 18-36, 36-75 9-36, 18-75 (W)	3.3, 5, 12, 15 ±5, ±12, ±15	1.6 kVDC / 1 min	2" x 1" 50.8 x 25.4 x 10.2 mm (2.0" x 1.0" x 0.4")	UL60950-1	Operating temperature range: -40°C to +101°C optional heatsink with clamps (-HC)
 <a href="#">RPA30-AW</a>	30	9-36	3.3, 5, 12, 15 ±12, ±15	1.6 kVDC / 1 min	1" x 1" 25.4 x 25.4 x 10.2 mm (1.0" x 1.0" x 0.4")	EN/IEC/UL60950-1 EN50155	Designed for railway and industrial applications operating temperature range: -40°C to +100°C optional glued heatsink (-HC)
 <a href="#">RP40-FR</a>	40	9-36, 18-75, 43-160	3.3, 5, 12, 15, 24 ±12, ±15, ±24	1.6 or 3 kVDC / 1 min	2" x 1" 50.8 x 25.4 x 10.2 mm (2.0" x 1.0" x 0.4")	UL60950-1 EN50155 EN50121-3-2	Designed for railway applications operating temperature range: -40°C to +105°C optional heatsink with clamps (-HC) CE and EAC marked
 <a href="#">RP40-G</a> <a href="#">RP40-GW</a>	40	9-18, 18-36, 36-75 9-36, 18-75 (W)	3.3, 5, 12, 15 ±12, ±15 5/±12, 5/±15	1.6 kVDC / 1 min	2" x 2" 50.8 x 50.8 x 10.2 mm (2.0" x 2.0" x 0.4")	UL60950-1	Operating temperature range: -40°C to +100°C optional heatsink with clamps (-HC) available as power module RPM40-G(W)
 <a href="#">RP40Q-RUW</a> (B)	40	16-160	5, 12, 15, 24, 48	3 kVAC / 1 min	1/4 brick 57.9 x 36.8 x 12.7 mm (2.3" x 1.4" x 0.5")	EN/IEC/UL62368-1 EN50155	12:1 ultra-wide input voltage range operating temperature range: -40°C to +105°C optional heatsink (-HC), CE marked "B" for Bus & UVP adjustability
 <a href="#">RPA40-FR</a>	40	36-160	5, 5.1, 12, 15, 24 ±12, ±15	3 kVAC / 1 min	2" x 1" 50.8 x 25.4 x 10.2 mm (2.0" x 1.0" x 0.4")	UL/IEC/EN62368-1 EN45545-2 EN50155	Designed for railway and industrial applications operating temperature range: -40°C to +105°C efficiency up to 90%
 <a href="#">RP50-AW</a>	50	9-36, 18-75	5, 12, 15, 24 ±12, ±15, ±24	2.25 kVDC / 1 min	1" x 1" 25.4 x 25.4 x 9.9 mm (1.0" x 1.0" x 0.4")	IEC/EN/UL62368-1	Operating temperature range: -40°C to +105°C 6-sided shielding optional heatsink (-HC)



# DC/DC CONVERTERS

- 0.5 to 300 watts
- Isolation voltages up to 10kVDC
- Short circuit protection
- Economical design available
- Modified standards available
- (-R) – tape & reel packaging
- (/P) – short circuit protection
- (Z), (W) – wide input range
- (-HC) – heatsink available
- (/SMD) – surface mount device
- (/M) – metal case

## REGULATED

Series	Power (W)	Vin (VDC)	Vout (VDC)	Isolation	Case / Dimensions (LxWxH)	Certifications	Other Features
 <a href="#">RPA50S-W</a>	50	18-75	3.3, 5, 12	2.25 kVDC / 1 min	1/16 brick 33.0 x 22.8 x 9.5 mm (1.3" x 0.9" x 0.4")	EN/IEC/UL60950-1	Economical design remote on/off and trim pins efficiency up to 91% Operating temperature range: -40°C to +85°C
 <a href="#">REC60K-Z</a>	60	9-36, 18-75	5, 9, 12, 15, 24 ±12, ±15	1.6 kVDC / 1 min	2" x 1" 50.8 x 25.4 x 11.7 mm (2.0" x 1.0" x 0.5")	UL/IEC/EN62368-1	Operating temperature range: -40°C to +100°C ON/OFF control pin UVLO, SCP, OTP
 <a href="#">REM60-W</a>	60	9-36, 18-75	5, 5.1, 12, 15, 24 ±12, ±15	3 kVAC / 1 min	1/4 brick 57.9 x 36.8 x 12.7 mm (2.3" x 1.4" x 0.5")	EN60601-1-2 ANSI/AAMI ES60601-1 UL/IEC/EN62368-1	Operating temperature range: -40°C to +105°C efficiency up to 90% 3 kVAC / 1 min reinforced isolation
 <a href="#">RP60-G</a>	60	18-36, 36-75	3.3, 5, 12, 15	1.6 kVDC / 1 min	2" x 2" 50.8 x 50.8 x 10.2 mm (2.0" x 2.0" x 0.4")	UL60950-1	Operating temperature range: -40°C to +110°C optional heatsink with clamps (-HC) available as power module RPM60-G
 <a href="#">RP60Q-RUW (B)</a>	60	16-160	5, 12, 15, 24, 48	3 kVAC / 1 min	1/4 brick 57.9 x 36.8 x 12.7 mm (2.3" x 1.4" x 0.5")	EN/IEC/UL62368-1 EN50155	12:1 ultra-wide input voltage range operating temperature range: -40°C to +105°C optional heatsink (-HC), CE marked "B" for Bus & UVP adjustability
 <a href="#">RPA60-FW</a>	60	9-36	5, 12, 15, 24	1.5 kVDC / 1 min	2" x 1" 50.8 x 25.4 x 10.2 mm (2.0" x 1.0" x 0.4")	EN/IEC/UL60950-1 EN50155 EN50121-3-2	Designed for railway and industrial applications operating temperature range: -40°C to +100°C optional glued heatsink (-HC)
 <a href="#">RP75H-RW</a>	75	9-36, 18-75, 43-160	5, 12, 15, 24, 48	2.25 kVDC / 1 min 3 kVAC / 1 min	1/2 brick 61.0 x 57.9 x 12.7 mm (2.4" x 2.3" x 0.5")	EN/IEC/UL60950-1 EN50155	Designed for railway and industrial applications operating temperature range: -40°C to +100°C 3 kVAC 1 min reinforced isolation for 110VDC optional heatsink (-HC), CE and EAC marked
 <a href="#">RP90Q-RW</a>	90	9-36, 16.5-75, 40-160	5, 12, 15, 24, 48	2.25 kVDC / 1 min 3 kVAC / 1 min	1/4 brick 57.9 x 36.8 x 12.7 mm (2.3" x 1.4" x 0.5")	EN/IEC60950-1 EN50155	Designed for railway and industrial applications operating temperature range: -40°C to +95°C 3 kVAC 1 min reinforced isolation for 110VDC optional heatsink (-HC), CE and EAC marked



# DC/DC CONVERTERS

## REGULATED







- 0.5 to 300 watts
- Isolation voltages up to 10kVDC
- Short circuit protection
- Economical design available
- Modified standards available
- (-R) – tape & reel packaging
- (/P) – short circuit protection
- (Z), (W) – wide input range
- (-HC) – heatsink available
- (/SMD) – surface mount device
- (/M) – metal case

Series	Power (W)	Vin (VDC)	Vout (VDC)	Isolation	Case / Dimensions (LxWxH)	Certifications	Other Features
  <a href="#">RP100-FW</a>	100	9-36, 18-75	5, 12, 15, 24, 28, 48, 54	2.25 kVDC / 1 min	2" x 1" 50.8 x 25.4 x 10.2 mm (2.0" x 1.0" x 0.4")	IEC/EN/UL62368-1	Operating temperature range: -40°C to +110°C 6-sided shielding optional heatsink (-HC)
 <a href="#">RP100H-RW</a>	100	9-36, 16.5-75, 43-160	5, 12, 15, 24, 48	2.25 kVDC / 1 min 3 kVAC / 1 min	1/2 brick 61.0 x 57.9 x 12.7 mm (2.4" x 2.3" x 0.5")	EN/IEC/UL60950-1 EN50155	Designed for railway and industrial applications operating temperature range: -40°C to +105°C 3 kVAC / 1 min reinforced isolation for 110VDC optional heatsink (-HC), CE and EAC marked
 <a href="#">RPA100E-W</a>	100	18-75	5, 12	1.5 kVDC	1/8 brick 58.4 x 22.8 x 11.0 mm (2.3" x 0.9" x 0.4")	UL62368-1	Operating temperature range: -40°C to +85°C UVLO, OTP, OVP, OCP, and SCP economical design, selectable outputs CTRL and remote sense pins
 <a href="#">RPA100H-RUW</a>	100	16.5-140	12, 15, 24, 48	4.242 kVDC / 1 min	1/2 brick 60.6 x 63.1 x 13.0 mm (2.4" x 2.5" x 0.5")	EN/IEC/UL60950-1 EN50155 EN50121-2-3	Designed for railway and industrial applications 10:1 ultra-wide input range operating temperature range: -40°C to +97°C 4.242 kVDC reinforced isolation, CE, and EAC
 <a href="#">RP120Q-RW</a>	120	9-36, 16.5-75, 40-160	5, 12, 15, 24, 48	2.25 kVDC / 1 min 3 kVAC / 1 min	1/4 brick 57.9 x 36.8 x 12.7 mm (2.3" x 1.4" x 0.5")	EN/IEC60950-1 EN50155	Designed for railway and industrial applications operating temperature range: -40°C to +95°C 3 kVAC 1 min reinforced isolation for 110VDC optional heatsink (-HC), CE and EAC marked
 <a href="#">REC150H-UW</a>	150	9-75	12, 24, 28, 48, 54	3 kVDC / 1 min	1/2 brick 61.0 x 57.9 x 12.7 mm (2.4" x 2.3" x 0.5")	IEC/EN62368-1 EN50155	Operating temperature range: -40°C to +105°C efficiency up to 90% OTP, OVP, OCP, UVLO, remote ON/OFF control
 <a href="#">RPA150E-EW</a>	150	9-60	12, 24, 48	3 kVDC / 1 min	1/8 brick 58.4 x 22.9 x 12.9 mm (2.3" x 0.9" x 0.5")	EN/IEC/UL60950-1 EN/IEC/UL62368-1 EN50155 EN45545-2	Designed for railway and industrial applications efficiency up to 92%, wide ±20% output voltage trim range, operating temperature range: -40°C to +85°C, no minimum load required
  <a href="#">RP150Q-RW</a>	150	9-36, 18-75, 40-160	3.3, 5, 12, 15, 24, 28, 48, 54	3 kVDC / 1 min	1/4 brick 57.9 x 36.8 x 12.7 mm (2.3" x 1.4" x 0.5")	IEC/EN/UL62368-1 EN50155*	150W DC/DC converter in quarter brick format 110V input voltage models with 3kVAC / 1 min reinforced insulation *110Vin railway certified

# DC/DC CONVERTERS

## REGULATED

- 0.5 to 300 watts
- Isolation voltages up to 10kVDC
- Short circuit protection
- Economical design available
- Modified standards available
- (-R) – tape & reel packaging
- (/P) – short circuit protection
- (Z), (W) – wide input range
- (-HC) – heatsink available
- (/SMD) – surface mount device
- (/M) – metal case










Series	Power (W)	Vin (VDC)	Vout (VDC)	Isolation	Case / Dimensions (LxWxH)	Certifications	Other Features
 <a href="#">RP180H-RW</a>	180	9-36, 16.5-75, 43-160	5, 12, 15, 24, 48	2.25 kVDC / 1 min 3 kVAC / 1 min	1/2 brick 61.0 x 57.9 x 12.7 mm (2.4" x 2.3" x 0.5")	EN/IEC/UL60950-1 EN50155	Designed for railway and industrial applications operating temperature range: -40°C to +110°C 4.242 kVDC / 1 min reinforced isolation for 110VDC, optional heatsink (-HC), CE and EAC
 <a href="#">RPA200H-RUW</a>	200	16.5-140	12, 15, 24, 48	4.242 kVDC / 1 min	1/2 brick 60.6 x 63.1 x 13.0 mm (2.4" x 2.5" x 0.5")	EN/IEC/UL60950-1 EN50155	Designed for railway and industrial applications operating temperature range: -40°C to +93.5°C 4.242 kVDC / 1 min reinforced isolation 10:1 ultra wide input range, CE and EAC
 <a href="#">RP240H-RW</a>	240	9-36, 16.5-75, 43-160	5, 12, 15, 24, 48	2.25 kVDC / 1 min 3 kVAC / 1 min	1/2 brick 61.0 x 57.9 x 12.7 mm (2.4" x 2.3" x 0.5")	EN/IEC/UL60950-1 EN50155	Designed for railway and industrial applications operating temperature range: -40°C to +110°C 3 kVAC / 1 min reinforced isolation for 110VDC optional heatsink (-HC), CE and EAC marked
 <a href="#">REC300H-W</a>	300	9-36	12, 15, 24, 48	3 kVDC / 1 min	1/2 brick 61.0 x 57.9 x 12.7 mm (2.4" x 2.3" x 0.5")	EN62368-1	Operating temperature range: -40°C to +100°C efficiency up to 90% OTP, OVP, OCP, UVLO, remote ON/OFF control
 <a href="#">RP300H-RW</a>	300	9-36, 18-75, 40-160	5, 12, 15, 24, 28, 48, 54	3 kVAC / 1 min (110V) 3 kVDC / 1 min (others)	1/2 brick 61.0 x 57.9 x 12.7 mm (2.4" x 2.3" x 0.5")	IEC/EN/UL62368-1 EN50155	Designed for railway and industrial applications operating temperature range: -40°C to +105°C optional heatsink (-HC)
 <a href="#">RPA300E</a>	300	36-72	32	2.25 kVDC / 1 min	1/8 brick 58.4 x 22.8 x 12.7 mm (2.3" x 0.9" x 0.5")	UL62368-1	Operating temperature range: -40°C to +85°C UVLO, OTP, OVP, OCP, and SCP, economical design, selectable outputs, CTRL and remote sense pins, high efficiency up to 94.8%

COMING SOON

# DC/DC CONVERTERS

IGBT / SiC MOSFET / GaN






- Designed for SiC/IGBT/GaN gate drivers
- Up to 3 watts
- Isolation voltages up to 6.4 kVDC
- Alternate pinout and package styles
- Asymmetric output
- High efficiency
- High isolation
- (/P) – short circuit protection
- Modified standards available

Series	Power (W)	Vin (VDC)	Vout (VDC)	Isolation	Case / Dimensions (LxWxH)	Certifications	Other Features
 <a href="#">RxxP1509D</a> <a href="#">RxxP06S</a>	1	5, 12, 24 5, 12, 15, 24	+15/-9 6	6.4 kVDC / 1 s	SIP7 19.5 x 9.8 x 12.5 mm (0.8" x 0.4" x 0.5")	EN/IEC60950-1 EN/IEC/UL62368-1	Designed for isolated IGBT or GaN drivers operating temperature range: -40°C to +90°C
 <a href="#">R9C1T18/R</a>	1.5	8.5-18	2.5-15.5 -2.5 to (-15.5)	5 kVAC / 1 min	SMD 12.83 x 7.5 x 3.55 mm (0.5" x 0.3" x 0.1")	N/A	5kVAC / 1 min reinforced isolation operating temperature range: - 40°C to +120°C programmable asymmetrical output voltage
 <a href="#">R12C2T12/R</a>	1.5	9-18	2.5-15.5 -2.5 to (-15.5)	5 kVAC / 1 min	SMD 12.83 x 7.5 x 3.55 mm (0.5" x 0.3" x 0.1")	N/A	5kVAC / 1 min reinforced isolation operating temperature range: - 40°C to +120°C (with derating) programmable asymmetrical output voltage
 <a href="#">R24C2T25</a>	2	21-27	2.5-22.5 -2.5 to (-22.5)	3 kVAC / 1 min	SMD 12.83 x 7.5 x 3.55 mm (0.5" x 0.3" x 0.1")	N/A	3kVAC / 1 min isolation operating temperature range: - 40°C to +125°C (with derating) programmable asymmetrical output voltage
 <a href="#">RGZ-xx1509D</a>	2	5, 12, 24	+15/-9	3 or 4 kVDC / 1 s	DIP14 19.9 x 10.0 x 7.1 mm (0.8" x 0.4" x 0.3")	EN60950-1	Asymmetrical outputs designed for isolated IGBT drivers operating temperature range: -40°C to +90°C
 <a href="#">RKZ-xx1509D</a> <a href="#">RKZ-xx2005D</a>	2	5, 12, 24 5, 12, 15, 24	+15/-9 +20/-5	3 or 4 kVDC / 1 s	SIP7 19.65 x 7.05 x 10.2 mm (0.8" x 0.3" x 0.4")	EN/IEC/UL60950-1	Asymmetrical outputs designed for isolated IGBT/SiC drivers operating temperature range: -40°C to +100°C
  <a href="#">RKZK-W</a>	2	12, 24	+15/-3, +15/-4 +15/-5, +15/-9 +18/-3, +18/-5 +20/-5	6.4 kVDC / 1 min	SIP7 19.6 x 6.0 x 10.2 mm (0.7" x 0.2" x 0.4")	EN/IEC/UL623698-1	Suitable for IGBT applications operating temperature range: -40°C to +100°C
 <a href="#">RV-xx1509D</a>	2	5, 12, 24	+15/-9	6 kVDC / 1 s	DIP24 32.35 x 14.7 x 11.1 mm (1.3" x 0.6" x 0.4")	EN60950-1	Asymmetrical outputs designed for isolated IGBT drivers operating temperature range: -40°C to +90°C

# DC/DC CONVERTERS

IGBT / SiC MOSFET / GaN

- Designed for SiC/IGBT/GaN gate drivers
- Up to 3 watts
- Isolation voltages up to 6.4 kVDC
- Alternate pinout and package styles
- Asymmetric output
- High efficiency
- High isolation
- (/P) – short circuit protection
- Modified standards available

Series	Power (W)	Vin (VDC)	Vout (VDC)	Isolation	Case / Dimensions (LxWxH)	Certifications	Other Features
 <a href="#">RxxP21503D</a> <a href="#">RxxP21509D</a> <a href="#">RxxP22005D</a> <a href="#">RxxP209S</a>	2	12, 15, 24 5, 12, 24 5, 12, 15, 24 5, 12, 15, 24	+15/-3 +15/-9 +20/-5 9	6.4 kVDC / 1 s	SIP7 19.5 x 9.8 x 12.5 mm (0.8" x 0.4" x 0.5")	EN/IEC/UL60950-1 EN/IEC/UL62368-1	Asymmetrical outputs designed for isolated IGBT/SiC drivers operating temperature range: -40°C to +95°C
 <a href="#">R12C2T25/R</a>	2.5	9-18	2.5-22.5 -2.5 to (-22.5)	5 kVAC / 1 min	SMD 12.83 x 7.5 x 3.55 mm (0.5" x 0.3" x 0.1")	N/A	5kVAC / 1 min reinforced isolation operating temperature range: -40°C to +125°C (with derating) programmable asymmetrical output voltage
 <a href="#">R15C2T25/R</a>	2.5	13.5-18	2.5-22.5 -2.5 to (-22.5)	5 kVAC / 1 min	SMD 12.83 x 7.5 x 3.55 mm (0.5" x 0.3" x 0.1")	N/A	5kVAC / 1 min reinforced isolation operating temperature range: -40°C to +125°C (with derating) programmable asymmetrical output voltage
 <a href="#">R24C2T25/R</a>	2.5	21-27	2.5-22.5 -2.5 to (-22.5)	5 kVAC / 1 min	SMD 12.83 x 7.5 x 3.55 mm (0.5" x 0.3" x 0.1")	N/A	5kVAC / 1 min reinforced isolation operating temperature range: -40°C to +125°C (with derating) programmable asymmetrical output voltage
 <a href="#">RA3/SMD</a>	3	5, 12, 24	8, 9, +7/-1, +15/-3 +15/-5, +20/-5	5.2 kVDC / 1 min	DIP16 SMD 23.4 x 15.0 x 8.5 mm (0.9" x 0.6" x 0.3")	UL/IEC/EN62368-1 EN61204-3	Operating temperature range: -40°C to +85°C ideal for IGBT, Si, SiC, and GaN gate drive power isolation capacitance <10pf

# POWER SOLUTIONS

## PLUG & PLAY










- 40 to 4000 watts
- RMD interchangeable with Melcher RCM-series
- Very wide and ultra wide input voltage range
- Reverse polarity protection
- Hold-up time 10ms included
- Inrush current limitation
- Output decoupling with OR-ing diode
- Remote control and Power good signal
- No external components needed
- Modified standards available
- Adjustable output voltage
- Compact design

Series	Power (W)	Vin (VDC)	Vout (VDC)	Isolation	Case / Dimensions (LxWxH)	Certifications	Other Features
<b>new</b>  <a href="#">RMD40-UW</a>	40	14.4-154	24 (5, 12, 15 coming soon)	4.2 kVDC	100.0 x 60.0 x 30.0 mm (3.9" x 2.3" x 1.2")	EN62368-1, EN50155 EN45545-2 EN50124-1 EN50121-3-2 EN61373	Full railway approved, ultra wide input 24V-110V, base plate cooled for natural convection reinforced isolation, 50% peak load capability to 60W/10s
<b>new</b>  <a href="#">RMD75-UW</a>	75	14.4-170	24 (5, 12, 15 coming soon)	4.2 kVDC	110.0 x 73.0 x 40.0 mm (4.3" x 2.8" x 1.6")	IEC/EN62368-1 EN45545-2 EN50124-1 EN50121-3-2 EN61373, EN50155	Full railway approved base plate cooled for natural convection reinforced isolation, ultra wide input 24V-110V 20% peak load capability to 90W/10s
 <a href="#">RMD150-UW (-E)</a>	150	14.4-154	24	5 kVDC	188.6 x 116.0 x 42.5 mm (7.4" x 4.6" x 1.7")	IEC/EN62368-1 EN50121-3-2 EN50124-1 EN45545-2 EN61373, EN50155	Ultra wide input range for 24V-110V <sub>nom</sub> efficiency up to 94%, designed for natural convection, "-E" for extended ambient temperature range (-50°C to +90°C), 10% peak load capability to 165W/10 s
 <a href="#">RMD300-UW (-E)</a>	300	14.4-170	24, 110 (28 coming soon)	5 kVDC	209.0 x 141.0 x 48.0 mm (8.2" x 5.5" x 1.9")	IEC/EN62368-1 EN50121-3-2 EN50124-1 EN45545-2 EN61373, EN50155	Ultra wide input range for 24V-110V <sub>nom</sub> efficiency up to 95%, designed for natural convection, 10% peak load capability to 330W/10s, "-E" for extended ambient temperature range (-50°C to +90°C)
 <a href="#">RMOD300-UW</a>	300	18-126	12.2, 13.7, 24.5	2.25 kVDC	190.0 x 76.0 x 44.0 mm (7.5" x 3.0" x 1.7")	UL60950 EN12895 CISPR11 class A ISO7637-2	IP67 protection for selective model operating temperature range: -40°C to +75°C protections: input reverse polarity input UVLO, output OCL, SCP, OVP, and OTP
 <a href="#">RMOD360-UW</a>	360	18-126	24.5	2.25 kVDC	190.0 x 76.0 x 44.0 mm (7.5" x 3.0" x 1.7")	UL60950 EN12895 CISPR11 class A ISO7637-2	Operating temperature range: -40°C to +75°C protections: input reverse polarity input UVLO, output OCL, SCP, OVP, and OTP
 <a href="#">RMOD400-EW</a>	400	24-120	13	2.5 kVDC / 1 min	203.0 x 115.0 x 61.0 mm (8.0" x 4.5" x 2.4")	EN12895/CISPR11 class A CE/ISO7637-2 IEC/EN/UL62368-1	IP69k protection for selective model operating temperature range: -35°C to +85°C protections: input reverse polarity input UVLO, output OCL, SCP, OVP, and OTP
 <a href="#">RMOD400-W</a>	400	12-56 24-96	13, 24	2.5 kVDC / 1 min	203.0 x 115.0 x 61.0 mm (8.0" x 4.5" x 2.4")	EN12895/CISPR11 class A CE/ISO7637-2 IEC/EN/UL62368-1	IP65 (24V)/IP69k (13V) protection for selective model, operating temperature range: -35°C to +70/85°C, protections: input reverse polarity, input UVLO, output OCL, SCP, OVP, and OTP

# POWER SOLUTIONS

## PLUG & PLAY








- 40 to 4000 watts
- RMD interchangeable with Melcher RCM-series
- Very wide and ultra wide input voltage range
- Reverse polarity protection
- Hold-up time 10ms included
- Inrush current limitation
- Output decoupling with OR-ing diode
- Remote control and Power good signal
- No external components needed
- Modified standards available
- Adjustable output voltage
- Compact design

Series	Power (W)	Vin (VDC)	Vout (VDC)	Isolation	Case / Dimensions (LxWxH)	Certifications	Other Features
 <a href="#">RMD500-EW</a>	500	43.2-170	24 (48 coming soon)	5 kVDC	209.0 x 141.0 x 48.0 mm (8.23" x 5.56" x 1.9")	EN50155 EN50124-1 IEC/EN62368-1 EN61373	Temperature class OT4 ST1 & ST2 -40°C/+85°C efficiency up to 95% designed for natural convection and baseplate cooling
 <a href="#">RMOD600-EW</a>	600	24-120	13	2.5 kVDC / 1 min	203.0 x 115.0 x 71.0 mm (8.0" x 4.5" x 2.8")	EN12895/CISPR11 class A CE/ISO7637-2 IEC/EN/UL62368-1	IP69k protection for selective model operating temperature range: -35°C to +80°C protections: input reverse polarity input UVLO, output OCL, SCP, OVP, OTP
 <a href="#">RMOD600-W</a>	600	24-120	24	2.5 kVDC / 1 min	203.0 x 115.0 x 71.0 mm (8.0" x 4.5" x 2.8")	CISPR11 class A CE/ISO7637-2 IEC/EN/UL62368-1	IP65 protection for selective model operating temperature range: -35°C to +85°C protections: input reverse polarity input UVLO, output OCL, SCP, OVP, OTP
  <a href="#">RMD1000-W</a>	600-1000	24, 36, 48, 72, 110	24, 36, 48, 72, 110	2.2 kVAC	257.5 x 197 x 69.0 mm (10.2" x 9.7" x 3.1")	EN62368-1 EN50121-3-2 EN50124-1 EN45545-2 EN61373, EN50155	Designed for natural convection, and base plate cooling, flexible input - output voltage combination, temperature class OT4 ST1 & ST2 -40°C/+85°C
  <a href="#">RMOD2000-EW</a>	2000	180-950	14, 28, 56	3 kVDC	316.0 x 254.0 x 83.0 mm (12.4" x 10.0" x 3.3")	EN62477-1 EN/ISO 114521 ECE R10	Supports nominal voltages from 250V to 800V high voltage DC/DC for e-mobility high IP level, liquid cooled or base plate cooled
  <a href="#">RMOD4000-EW</a>	4000	180-950	28 (14, 56 coming soon)	3 kVDC	316.0 x 254.0 x 83.0 mm (12.4" x 10.0" x 3.3")	EN62477-1 EN/ISO 114521 ECE R10	Supports nominal voltages from 250V to 800V high voltage DC/DC for e-mobility high IP level, liquid cooled or base plate cooled

# ACCESSORIES

## LINE INDUCTORS













- SMD wire-wound power inductor suitable for EMC filtering
- Reflow solderable with J-STD-020C standard profile (250°C ±5°C peak)

Series	Description	Suitable for	Other Features
 <a href="#">RLS-397</a>	saturation current: 2.1A, inductance: 3.9μH	RI3, RS, RSO, R1Z, R1S, R1D, RS3, R-78xx-1.0, R-78xx-0.5, R-78Exx-0.5, R-78AAxx-0.5, R-78Bxx-1.5, R-78Bxx-1.0L, R-78K-1.0, REM1, RSOK	Tested and approved in RECOM filter design RoHS compliant
 <a href="#">RLS-567</a>	saturation current: 1.9A, inductance: 5.6μH	RK/H6, RI3, RS, RS3, R0.5Z,C, R1ZX, REC8E, RS3K, RSO, REE, RW2, R-78xx-1.0, R-78xx-0.5, R-78AAxx-0.5, R-78Cxx-1.0, R-78Bxx-1.5	Tested and approved in RECOM filter design RoHS compliant
 <a href="#">RLS-126</a>	saturation current: 1.4A, inductance: 12μH	R1S, R2S, R1SE, RH/H6, RKZ, RKZE, RS, RSO, REC5, R1Z, REM1, RS3, R-78Exx-1.0, R-78Exx-0.5, R-78Cxx-1.0, R-78Bxx-1.5	Tested and approved in RECOM filter design RoHS compliant
 <a href="#">RLS-186</a>	saturation current: 2.14A, inductance: 18μH	REC5, R-78K-1.0, RS6, RS12, RS3	Tested and approved in RECOM filter design RoHS compliant
 <a href="#">RLS-226</a>	saturation current: 1.0A, inductance: 22μH	RO, RM, ROM, RK, RB, RP, RE, ROE, RK/H6, R1D, R1S, RH/H6, RxxPxx, RKZ, REC5, RW2, REC5K-RW, RSOK, RS, RS3, RSK-RUW	Tested and approved in RECOM filter design RoHS compliant
 <a href="#">RLS-686</a>	saturation current: 1.05A, inductance: 68μH	R-78Exx-1.0, R-78HE-xx-0.3, RH	Tested and approved in RECOM filter design RoHS compliant
 <a href="#">RLS-105</a>	saturation current: 1.1A, inductance: 100μH	R-78K-0.5	Tested and approved in RECOM filter design RoHS compliant



# ACCESSORIES

## SURGE PROTECTORS

Series	Power (W)	Vin (VDC)	Clamping Voltage	Isolation	Case / Dimensions (LxWxH)	Suitable for	Other Features
 <a href="#">RSP20-168</a>	20	40-160	168	N/A	DIP24 31.8 x 20.3 x 10.2 mm (1.25" x 0.8" x 0.4")	UK BRB/RIA12 NF F 01-510	Output follows input up to the clamp voltage operating temperature range: -40°C to +95°C compliant with RIA12 and NF F 01-510 surge susceptibility 
 <a href="#">RSP150-168</a>	150	40-160	168	N/A	1.6" x 1" 40.6 x 25.4 x 10.2 mm (1.6" x 1.0" x 0.4")	UK BRB/RIA12 NF F 01-510	Output follows input up to the clamp voltage operating temperature range: -40°C to +100°C compliant to RIA12 and NF F 01-510 surge susceptibility 
 <a href="#">RSP300-168</a>	300	40-160	168	N/A	1.6" x 1" 40.6 x 25.4 x 10.2 mm (1.6" x 1.0" x 0.4")	UK BRB/RIA12 NF F 01-510	Output follows input up to the clamp voltage operating temperature range: -40°C to +100°C compliant to RIA12 and NF F 01-510 surge susceptibility 
 <a href="#">RSP45-M</a>	45	9-36	40	N/A	1.6" x 1" 40.6 x 25.4 x 10.2 mm (1.6" x 1.0" x 0.4")	MIL-STD-461G MIL-STD-1275E	SCP, OCP, OVP, OTP, UVP reverse polarity protection inrush current limiter CTRL ON/OFF 
 <a href="#">RSP150-M</a>	150	9-36	40	N/A	1/4 brick 57.9 x 36.8 x 12.7 mm (2.3" x 1.5" x 0.5")	MIL-STD-461G MIL-STD-1275E	SCP, OCP, OVP, OTP, UVP reverse polarity protection inrush current limiter CTRL ON/OFF 
 <a href="#">RSP250-M</a>	250	9-36	40	N/A	1/4 brick 57.9 x 36.8 x 12.7 mm (2.3" x 1.5" x 0.5")	MIL-STD-461G MIL-STD-1275E	SCP, OCP, OVP, OTP, UVP reverse polarity protection inrush current limiter CTRL ON/OFF 

# Power ICs, Transformers & Discrete Solutions

For over 50 years, RECOM has been a technology leader in DC/DC modules, a position only maintained by a constant flow of new ideas and continual improvements in quality, reliability and performance. For example, RECOM has now its own power ICs that are used in some DC/DC module series to ensure operational repeatability and consistency at the same time as reducing production costs at higher volume.

Now, RECOM is offering you both IC discrete solutions as well as complete DC/DC modules. There is no need for any compromises. It is your choice: a standard module that is pre-assembled, tested and ready to go, or a customizable discrete component solution which is simpler to integrate into your existing production process, where you decide the layout and component positioning and where you also benefit from lower pricing as the volume increases – just like any other SMD component.

RECOM is the only leading power supplier manufacturer that offers you both solutions!

The RECOM discrete IC solution consists of three main elements: the primary side transformer driver ICs, the standard or custom transformer options, and the secondary side smart rectifiers and regulator: all you need to build your own power supply solution.







	RVP IC Solutions	SMD Transformer	RVS IC Solutions
Primary side IC driver	x		
SMD transformer		x	
Secondary side IC			x
Driver IC transformer	x	x	
Discrete Solution	x	x	x



# Power ICs

- Break-before-make
- Input surge current limiting
- Output current limiting
- Overtemperature protection
- Compact SMD packages
- Wide operating temperature range











## FULL BRIDGE AND PUSH-PULL TRANSFORMER DRIVER

Series	Type	Vin (V)	Iout (A)	Pmax (W)	Package Style	Max. operating Temp (°C)	Other Features
 <b>new</b> <a href="#">RVP001</a>	Full Bridge	3-6	0.5	2	DFN2x2-6	125	OVP, SCP, OTP, EN
 <b>new</b> <a href="#">RVP003</a>	Full Bridge	6-30	0.3	2	DFN2x2-6	125	SCP, OTP, EN, int/ext CLK
 <b>new</b> <a href="#">RVP003S</a>	Full Bridge	6-30	0.3	2	SOT23-6	125	SCP, OTP, EN, int/ext CLK
 <b>new</b> <a href="#">RVP005</a>	Full Bridge	6-30	0.6	10	ESOP-8	125	SCP, OTP, EN, int/ext CLK adaptive Dead Time
 <b>new</b> <a href="#">RVP010</a>	Push-Pull	2.8-6	1	3	SOT23-6	125	SCP, OTP, EN, set CLK freq.
 <b>new</b> <a href="#">RVP6501</a>	Push-Pull	2.8-6	0.5	2	SOT23-5	125	SCP, OTP, pin compatible

# Power ICs

- Regulated output
- Input surge current limiting
- Output current limiting
- Overtemperature protection
- Compact SMD packages
- Wide operating temperature range



## FLYBACK TRANSFORMER DRIVER

Series	Type	Vin (V)	Iout (A)	Pmax (W)	Package Style	Max. operating Temp (°C)	Other Features	
<b>new</b>  <a href="#">RVPW011</a>	Flyback	5-50	10	<30	QFN5x5	125	Integrated switch PSR UVLO, OVLO, SCP, OTP	
<b>new</b>  <a href="#">RVPW012</a>	Flyback	4-80	6.6	N/A	QFN5x5	125	Integrated switch PSR UVLO, OVLO, SCP, OTP	
<b>new</b>  <a href="#">RVPW014</a>	Flyback	4-50	5.3	<15	ESOP-8	125	Integrated switch PSR UVLO, OVLO, SCP, OTP	
<b>new</b>  <a href="#">RVPW015</a>	Flyback	4-80	1.8	<10	ESOP-8	125	Integrated switch PSR SSR with optocoupler UVLO, OVLO, SCP, OTP	
<b>new</b>  <a href="#">RVPW016</a>	Flyback	4-100	N/A	N/A	MSOP-10	125	Integrated switch PSR SSR with optocoupler UVLO, OVLO, SCP, OTP	

# Power ICs

- Compact SMD packages
- Intelligent voltage limiting
- Output current limiting
- Overtemperature protection
- Wide operating temperature range









## SECONDARY SIDE SOLUTIONS

Series	Type	Vin (V)	Pmax (W)	Iout (A)	Package Style	Max. operating Temp (°C)	Other Features	
<b>new</b>  <a href="#">RVS002</a>	Full Bridge Smart Rectifier	2-6	1-3	0.3	DFN2x2-6	125	Parallelable for higher current integrated solution intelligent voltage limiter need less board space than 4 diodes	
<b>new</b>  <a href="#">RVS013</a>	Bidirectional Synchronous Rectifier PWM Controller	2.5-10	N/A	*	QFN5x5	125	*Programmable peak current integrated switch intelligent mode detection bidirectional PWM controller or SR	
<b>new</b>  <a href="#">RVS018</a>	Synchronous Rectification Controller	4.7-100	N/A	N/A	SOT23-6	125	Selectable blanking time external MOSFET supports high and low side rectification	

# Transformers

DESIGNED FOR PUSH-PULL, FLYBACK OR FULL BRIDGE TRANSFORMER DRIVERS

- Compact SMD packages
- High isolation
- Low profile
- 250°C/10s peak reflow soldering temperature
- Wide operating temperature range
- UL listed materials
- RoHS and REACH compliant
















Series	N1	N2	N3	N4	N5	N6	Isolation Voltage (DC/60s)	Dimension (LxWxH)	Operating Temp. Range (°C)	Intended Use
<b>new</b>  <a href="#">RMR-003</a>	1	1.12	1.12				1500	8.0 x 6.85 x 3.5 mm	125	5V to 5V/±5V
<b>new</b>  <a href="#">RMR-004</a>	1	1	1.03	1.03			3000	12.6 x 8.5 x 3.75 mm	125	12V to 12V
<b>new</b>  <a href="#">RMR-005</a>	1.11	1.11	1	1			1500	8.0 x 6.85 x 3.5 mm	125	12V to 5V/±5V
<b>new</b>  <a href="#">RMR-006</a>	1	1	1.67	1.67			1500	8.0 x 6.85 x 3.5 mm	125	3.3V to 5V/±5V
<b>new</b>  <a href="#">RMR-007</a>	1	1	1.14	1.14			1500	8.0 x 6.85 x 3.5 mm	125	5V to 5V/±5V
<b>new</b>  <a href="#">RMR-008</a>	2.23	2.23	1	1			3000	12.6 x 8.5 x 3.75 mm	125	12V to 5V/±5V
<b>new</b>  <a href="#">RMR-009</a>	1.31	1.31	1	1			1500	8.0 x 6.85 x 3.5 mm	125	5V to 3.3V/±3.3V
<b>new</b>  <a href="#">RMR-010</a>	2.23	2.23	1	1			3000	12.6 x 8.5 x 3.75 mm	125	12V to 5V/±5V

This Selection Guide represents only the latest most popular products of our portfolio. Please check [www.recom-power.com](http://www.recom-power.com) for additional products.

# Transformers

DESIGNED FOR PUSH-PULL, FLYBACK OR FULL BRIDGE TRANSFORMER DRIVERS

















- Compact SMD packages
- High isolation
- Low profile
- 250°C/10s peak reflow soldering temperature
- Wide operating temperature range
- UL listed materials
- RoHS and REACH compliant

Series	N1	N2	N3	N4	N5	N6	Isolation Voltage (DC/60s)	Dimension (LxWxH)	Operating Temp. Range (°C)	Intended Use	
 <b>new</b> <a href="#">RMR-012</a>	1	1	1.11	1.11			4500	12.6 x 9.0 x 5.3 mm	125	5V to 5V/±5V	
 <b>new</b> <a href="#">RMR-013</a>	1.53	1.53	1	1			3000	12.6 x 8.5 x 3.75 mm	125	12V to 15V/±15V	
 <b>new</b> <a href="#">RMR-015</a>	1	1	1.29	1.29			1500	8.1 x 6.8 x 3.8 mm	125	5V to 12V	
 <b>new</b> <a href="#">RMR-016</a>	1	1	3.17	3.17			3000	12.6 x 8.5 x 3.75 mm	125	5V to 15V	
 <b>new</b> <a href="#">RMR-018</a>	1	1	2.53	2.53			3000	12.6 x 8.5 x 3.75 mm	125	5V to 12V/±12V	
 <b>new</b> <a href="#">RMR-020</a>	2.23	2.23	1	1			3000	12.6 x 8.5 x 3.75 mm	125	12V to 5V/±5V	
 <b>new</b> <a href="#">RMR-028</a>	1	1.25					7000	19.9 x 9.5 x 7.6 mm	125	5V to 5V	
 <b>new</b> <a href="#">RMR-031</a>	1	0.67	0.42				7000	15.7 x 15.3 x 7 mm	125	24V to +15V/-9V	

# Transformers

DESIGNED FOR PUSH-PULL, FLYBACK OR FULL BRIDGE TRANSFORMER DRIVERS











- Compact SMD packages
- High isolation
- Low profile
- 250°C/10s peak reflow soldering temperature
- Wide operating temperature range
- UL listed materials
- RoHS and REACH compliant

Series	N1	N2	N3	N4	N5	N6	Isolation Voltage (DC/60s)	Dimension (LxWxH)	Operating Temp. Range (°C)	Intended Use	
 <b>new</b> <a href="#">RMR-039</a>	1	1.1	1	1.1			1500	8.1 x 6.8 x 3.8mm	125	5V to 5V	
 <b>new</b> <a href="#">RBA-026</a>	1	0.59	0.88				6000	14.5 x 11.0 x 11.0 mm	125	9-36V to 5V	
 <b>new</b> <a href="#">RBE-011</a>	1	1.67	1	1			1500	13.0 x 11.5 x 5.9 mm	125	9-36V to 5V	
 <b>new</b> <a href="#">RBE-014</a>	1	0.63	0.81	1			1500	13.0 x 11.5 x 5.9 mm	125	9-36V to 15V	
 <b>new</b> <a href="#">RBE-017</a>	1.4	1	1.4	1.4			3000	15.1 x 11.5 x 5.9 mm	125	9-36V to 12V	
 <b>new</b> <a href="#">RBE-023</a>	1	1.67	1	1			1500	13.0 x 11.5 x 5.9 mm	125	18-36V to 5V	
 <b>new</b> <a href="#">RBE-024</a>	1	0.71	0.5	1			1500	13.0 x 11.5 x 5.9 mm	125	18-36V to 24V	
 <b>new</b> <a href="#">RBE-025</a>	1	1.75	1	1.75	1	1.25	1500	16.5 x 15.5 x 7.2 mm	125	9-36V to 5V	

# Transformers

DESIGNED FOR PUSH-PULL, FLYBACK OR FULL BRIDGE TRANSFORMER DRIVERS









- Compact SMD packages
- High isolation
- Low profile
- 250°C/10s peak reflow soldering temperature
- Wide operating temperature range
- UL listed materials
- RoHS and REACH compliant

Series	N1	N2	N3	N4	N5	N6	Isolation Voltage (DC/60s)	Dimension (LxWxH)	Operating Temp. Range (°C)	Intended Use	
 <b>new</b> <a href="#">RBE-027</a>	1	3.6	2.4	1			1500	13.0 x 11.5 x 5.9 mm	125	18-75V to 5V	
 <b>new</b> <a href="#">RBE-029</a>	1	1.25	1.5	1.5			1500	13.0 x 11.5 x 5.9 mm	125	9-36V to 15V	
 <b>new</b> <a href="#">RBE-030</a>	1	0.88	1	0.88	1	1	1500	16.5 x 15.5 x 7.2 mm	125	9-36V to 12V	
 <b>new</b> <a href="#">RBE-038</a>	1	4.67	1	4.67	1	1.67	1500	16.5 x 15.5 x 7.2 mm	125	40-60V to 5V	
 <b>new</b> <a href="#">RPE-021</a>	1	2.25	1	1.25			6000	23.3 x 17.2 x 11.0 mm	125	16-32V to 2.5-4V bidirectional	

# Power IC + Transformer

MATCHED COMPONENTS FOR  
GUARANTEED INTEROPERABILITY

- Compact SMD packages
- High isolation
- Low profile transformers and IC packages
- Wide operating temperature range  
250°C/10s peak reflow soldering temperature
- UL listed materials
- RoHS and REACH compliant



Series	Isolation Voltage (VDC/60s)	Vin (V)	Main Vout (V)	Iout (A)	Max. operating Temp. (°C)	Intended Use
<b>new</b>  <a href="#">RMR-003 + RVP001</a>	1500	3-6	3-6	0.9	125	5V to 5V/±5V
<b>new</b>  <a href="#">RMR-012 + RVP001</a>	4500	3-6	3-6	0.9	125	5V to 5V/±5V
<b>new</b>  <a href="#">RMR-005 + RVP003</a>	1500	6-30	6-30	0.45	125	24V to 5V/±5V
<b>new</b>  <a href="#">RMR-008 + RVP003</a>	3000	6-30	6-30	0.45	125	24V to 5V/±5V
<b>new</b>  <a href="#">RMR-010 + RVP003</a>	3000	6-30	6-30	0.45	125	24V to 5V/±5V
<b>new</b>  <a href="#">RMR-013 + RVP003</a>	3000	6-30	6-30	0.45	125	24V to 5V/±5V
<b>new</b>  <a href="#">RMR-006 + RVP010</a>	1500	2.8-6	2.8-6	1.7	125	5V to 5V/±5V
<b>new</b>  <a href="#">RMR-007 + RVP010</a>	1500	2.8-6	2.8-6	1.7	125	5V to 5V/±5V

This Selection Guide represents only the latest most popular products of our portfolio. Please check [www.recom-power.com](http://www.recom-power.com) for additional products.

# Power IC + Transformer

MATCHED COMPONENTS FOR  
GUARANTEED INTEROPERABILITY

















- Compact SMD packages
- High isolation
- Low profile transformers and IC packages
- Wide operating temperature range  
250°C/10s peak reflow soldering  
temperature
- UL listed materials
- RoHS and REACH compliant

Series	Isolation Voltage (VDC/60s)	Vin (V)	Main Vout (V)	Iout (A)	Max. operating Temp. (°C)	Intended Use
 <b>new</b> <a href="#">RMR-009 + RVP010</a>	1500	2.8-6	2.8-6	1.7	125	5V to 5V/±5V
 <b>new</b> <a href="#">RBE-014 + RVP010</a>	3000	2.8-6	2.8-6	1.7	125	5V to 5V/±5V

# Discrete Solutions

COMPLETE POWER SUPPLIES FOR  
EVALUATION AND TESTING

















- Highly integrated simple solutions pre-mounted on PCB with driver IC, SMD transformer and secondary rectifier IC
- Output current limiting
- Overtemperature, short-circuit and no-load high output voltage protection
- Standard Vin, Vout and isolation voltage options
- Wide operating temperature range

Series	Power (W)	Vin (V)	Vout (V)	Iout (mA)	Isolation (60s)	Operating Temp. Range (°C)	Intended Use
<b>new</b>  <a href="#">DS-RVP001-RMR-003-0505-1</a>	1	5	5	200	1500 VDC	-40 to +85	Isolated 5V to 5V unregulated SCP 
<b>new</b>  <a href="#">DS-RVP001-RMR-008-0505-1</a>	1	5	5	200	3000 VDC	-40 to +85	Isolated 5V to 5V unregulated SCP 
<b>new</b>  <a href="#">DS-RVP001-RMR-028-RVS002-0505-1</a>	1	5	5	200	5000 VAC	-40 to +85	Isolated 5V to 5V semiregulated SCP 
<b>new</b>  <a href="#">DS-RVP001-RMR-018-RVS004-0512-1</a>	1	5	12	83	5000 VAC	-40 to +85	Isolated 5V to 12V semiregulated SCP 
<b>new</b>  <a href="#">DS-RVP001-RMR-012-0505-1</a>	1	5	5	200	4500 VDC	-40 to +85	Isolated 5V to 5V unregulated SCP 
<b>new</b>  <a href="#">DS-RVP003-RMR-004-1212-1</a>	1	12	12	83	3000 VDC	-40 to +85	Isolated 12V to 12V unregulated SCP 
<b>new</b>  <a href="#">DS-RVP003-RMR-004-1224-2</a>	1	12	24	42	3000 VDC	-40 to +85	Isolated 5V to 24V unregulated SCP 
<b>new</b>  <a href="#">DS-RVP003-RMR-004-2412-3</a>	1	24	12	83	3000 VDC	-40 to +85	Isolated 24V to 12V unregulated SCP 

# Discrete Solutions

COMPLETE POWER SUPPLIES FOR EVALUATION AND TESTING

















- Highly integrated simple solutions pre-mounted on PCB with driver IC, SMD transformer and secondary rectifier IC
- Output current limiting
- Overtemperature, short-circuit and no-load high output voltage protection
- Standard Vin, Vout and isolation voltage options
- Wide operating temperature range

Series	Power (W)	Vin (V)	Vout (V)	Iout (mA)	Isolation (60s)	Operating Temp. Range (°C)	Intended Use
<b>new</b>  <a href="#">DS-RVP003-RMR-004-2424-4</a>	1	24	24	83	3000 VDC	-40 to +85	Isolated 24V to 24V unregulated SCP 
<b>new</b>  <a href="#">DS-RVP003-RMR-005-1205-1</a>	1	12	5	200	1500 VDC	-40 to +85	Isolated 12V to 5V unregulated SCP 
<b>new</b>  <a href="#">DS-RVP003-RMR-010-1205-1</a>	1	12	5	200	3000 VDC	-40 to +85	Isolated 12V to 5V unregulated SCP 
<b>new</b>  <a href="#">DS-RVP003-RMR-010-2405-2</a>	1	24	5	200	3000 VDC	-40 to +85	Isolated 24V to 5V unregulated SCP 
<b>new</b>  <a href="#">DS-RVP003-RMR-013-1215-1</a>	1	12	15	67	3000 VDC	-40 to +85	Isolated 12V to 15V unregulated SCP 
<b>new</b>  <a href="#">DS-RVP003-RMR-013-2415-2</a>	1	24	15	67	3000 VDC	-40 to +85	Isolated 24V to 15V unregulated SCP 
<b>new</b>  <a href="#">DS-RVP003S-RMR-013-2415-1</a>	1	24	15	67	3000 VDC	-40 to +85	Isolated 24V to 15V unregulated SCP 
<b>new</b>  <a href="#">DS-RVP005-RMR-031-241509D-1</a>	1	24	+15/-9	+100/-100	5000 VAC	-40 to +85	Isolated 24V to +15/-9V unregulated SCP 

# Discrete Solutions

COMPLETE POWER SUPPLIES FOR  
EVALUATION AND TESTING















- Highly integrated simple solutions pre-mounted on PCB with driver IC, SMD transformer and secondary rectifier IC
- Output current limiting
- Overtemperature, short-circuit and no-load high output voltage protection
- Standard Vin, Vout and isolation voltage options
- Wide operating temperature range

Series	Power (W)	Vin (V)	Vout (V)	Iout (mA)	Isolation (60s)	Operating Temp. Range (°C)	Intended Use
<b>new</b>  <a href="#">DS-RVP010-RMR-006-3.305-1</a>	1	3.3	5	200	1500 VDC	-40 to +85	Isolated 3.3V to 5V unregulated SCP 
<b>new</b>  <a href="#">DS-RVP010-RMR-007-0505-1</a>	2	5	5	400	1500 VDC	-40 to +85	Isolated 5V to 5V unregulated SCP 
<b>new</b>  <a href="#">DS-RVP010-RMR-009-053.3-1</a>	1	5	3.3	303	1500 VDC	-40 to +85	Isolated 5V to 3.3V unregulated SCP 
<b>new</b>  <a href="#">DS-RVP010-RMR-015-0512-1</a>	1	5	12	83	1500 VDC	-40 to +85	Isolated 5V to 12V unregulated SCP 
<b>new</b>  <a href="#">DS-RVP010-RMR-016-0515-1</a>	1	5	15	67	3000 VDC	-40 to +85	Isolated 5V to 15V unregulated SCP 
<b>new</b>  <a href="#">DS-RVP010-RMR-020-0512-1</a>	1	5	12	83	3000 VDC	-40 to +85	Isolated 5V to 12V unregulated SCP 
<b>new</b>  <a href="#">DS-RVP6501-RMR-039-0505-1</a>	1	5	5	200	1500 VDC	-40 to +85	Isolated 5V to 5V unregulated SCP 
<b>new</b>  <a href="#">DS-RVPW011-RPE-021-RVSW013-2403-1</a>	8	16-32	2-4	2000 (max)	6000 VDC	-40 to +85	Bidirectional nom. 24V to 3V regulated SCP 

# Discrete Solutions

COMPLETE POWER SUPPLIES FOR EVALUATION AND TESTING

- Highly integrated simple solutions pre-mounted on PCB with driver IC, SMD transformer and secondary rectifier IC
- Output current limiting
- Overtemperature, short-circuit and no-load high output voltage protection
- Standard Vin, Vout and isolation voltage options
- Wide operating temperature range

Series	Power (W)	Vin (V)	Vout (V)	Iout (mA)	Isolation (60s)	Operating Temp. Range (°C)	Intended Use
<b>new</b>  <a href="#">DS-RVPW012-RBE-038-4805-1</a>	10	40-60	5	2000	3000 VDC	-40 to +85	Isolated 1.5:1 48V to 5V regulated 
<b>new</b>  <a href="#">DS-RVPW014-RBE-011-2405-1</a>	6	9-36	5	1200	1500 VDC	-40 to +85	Isolated 4:1 24V to 5V regulated 
<b>new</b>  <a href="#">DS-RVPW014-RBE-014-2415-1</a>	6	9-36	15	400	1500 VDC	-40 to +85	Isolated 4:1 24V to 15V regulated 
<b>new</b>  <a href="#">DS-RVPW014-RBE-017-2412-1</a>	6	9-36	12	500	3000 VDC	-40 to +85	Isolated 4:1 24V to 12V regulated 
<b>new</b>  <a href="#">DS-RVPW014-RBE-024-2412-1</a>	6	9-36	12	500	1500 VDC	-40 to +85	Isolated 4:1 24V to 12V regulated 
<b>new</b>  <a href="#">DS-RVPW015-RBE-027-4805-1</a>	6	18-75	5	1200	1500 VDC	-40 to +85	Isolated 4:1 48V to 5V regulated 
<b>new</b>  <a href="#">DS-RVPW016-RBE-029-2415D-1</a>	10	9-36	±5	±340	1500 VDC	-40 to +85	Isolated 4:1 24V to ±5V regulated 

# SWITCHING REGULATORS

## STEP DOWN
















- Standard pinout
- MTBF up to 21 million hours
- SCP
- Very high efficiency
- Internal SMD construction
- Wide operating temperature range
- No heatsink required
- RoHS compliant
- REACH compliant
- Warranty up to 3 years
- Modified standards available

Series	Output current (A)	Vin (VDC)	Vout (VDC)	Case / Dimensions (LxWxH)	Certifications	Other Features
 <a href="#">R-78HE-0.3</a>	0.3	6.5-72	5	SIP3 11.5 x 8.5 x 12.5 mm (0.5" x 0.3" x 0.7")	N/A	Wide input range (6.5V - 72V) 100V surge with stand operating temperature range: -40°C to +105°C at 48V input, full load
 <a href="#">R-78HB-0.5</a> <a href="#">R-78HB-24-0.3</a>	0.5 (0.3)	9-72 (36-72)	3.3, 5, 6.5, 9, 12, 15 (24)	SIP3 11.5 x 8.5 x 17.5 mm (0.5" x 0.3" x 0.7")	EN/IEC60950-1	Operating temperature range: -40°C to +85°C high input voltage 90° pins (L)
 <a href="#">R-78CK-0.5</a>	0.5	5-40	3.3, 5, 12, 15	SIP3 11.5 x 7.55 x 10.2 mm (0.5" x 0.3" x 0.4")	EN/IEC62368-1	Operating temperature range: -40°C to +100°C pin-out compatible with LM78xx linears up to 96% efficiency
 <a href="#">R-78K-0.5</a>	0.5	4.5-36	1.5, 1.8, 2.5, 3.3, 5 6.5, 9, 12, 15	SIP3 11.5 x 7.55 x 10.2 mm (0.5" x 0.3" x 0.4")	EN/IEC62368-1	Operating temperature range: -40°C to +90°C without derating, pin compatible with 78 series regulators, undervoltage protection up to 96% efficiency
<b>new</b>  <a href="#">R-78KW-0.5 (/4W)</a>	0.5	4.5-36	3.3, 5, 9, 12, 15, 24	SIP3 11.5 x 8.5 x 17.5 mm (0.5" x 0.3" x 0.7")	IEC62368-1	Operating temperature range: -40°C to +90°C with derating up to 97% efficiency /4W for 4 wires (Vin, GND, GND, Vout)
 <a href="#">R-78HB-0.5/W</a>	0.5	9-72	5, 12	SIP3 12.1 x 9.7 x 24.0 mm (0.5" x 0.4" x 0.9")	EN/IEC60950-1	Operating temperature range: -40°C to +85°C high input voltage
 <a href="#">R-78W-0.5</a>	0.5	6.5-32	3.3, 5, 9, 12	SIP3 11.5 x 8.5 x 17.5 mm (0.5" x 0.3" x 0.7")	EN/IEC60950-1	Operating temperature range: -40°C to +85°C up to 96% efficiency
 <a href="#">R-78AA-0.5SMD</a>	0.5	4.75-32	1.5, 1.8, 2.5, 3.3, 5 6.5, 9, 12, 15	SMD 15.3 x 9.6 x 8.8 mm (0.6" x 0.4" x 0.4")	EN/IEC60950-1	Operating temperature range: -40°C to +85°C adjustable output, on/off pin up to 97% efficiency

# SWITCHING REGULATORS

## STEP DOWN









- Standard pinout
- MTBF up to 21 million hours
- SCP
- Very high efficiency
- Internal SMD construction
- Wide operating temperature range
- No heatsink required
- RoHS compliant
- REACH compliant
- Warranty up to 3 years
- Modified standards available

Series	Output current (A)	Vin (VDC)	Vout (VDC)	Case / Dimensions (LxWxH)	Certifications	Other Features
 <b>new</b> <a href="#">ROF-78K-0.5</a>	0.5	4.5-36	3.3, 5, 6.5, 9, 12, 15, 24	SMD 12.5 x 13.5 x 4.5 mm (0.5" x 0.5" x 0.2")	N/A	Economical design, low profile operating temperature range: -40°C to +85°C pinless design, on/off pin 
 <a href="#">R-78K-1.0</a>	1.0	4.5-36	1.8, 2.5, 3.3, 5, 9, 12, 15	SIP3 11.5 x 7.55 x 10.2 mm (0.5" x 0.3" x 0.4")	EN/IEC62368-1	Operating temperature range: -40°C to +90°C without derating, pin compatible with 78 series regulators, undervoltage protection up to 95% efficiency 
 <b>new</b> <a href="#">R-78KW-1.0 (/4W)</a>	1.0	4.5-36	3.3, 5, 9, 12, 15, 24	SIP3 11.5 x 8.5 x 17.5 mm (0.5" x 0.3" x 0.7")	IEC62368-1	Operating temperature range: -40°C to +100°C with derating up to 96% efficiency /4W for 4 wires (Vin, GND, GND, Vout) 
 <a href="#">R-78AA-1.0SMD</a>	1.0	4.75-18	1.5, 1.8, 2.5, 3.3, 5	SMD 15.3 x 9.6 x 8.8 mm (0.6" x 0.4" x 0.4")	EN/IEC60950-1	Operating temperature range: -40°C to +85°C adjustable output, on/off pin 
 <a href="#">R-78B-1.0</a>	1.0	4.75-32	1.5, 1.8, 2.5, 3.3, 5, 6.5, 9, 12, 15	SIP3 11.5 x 8.5 x 17.5 mm (0.5" x 0.3" x 0.7")	EN/IEC60950-1	Operating temperature range: -40°C to +85°C 90° pins (L), input voltage up to 32V efficiency up to 97% output voltage up to 15V 
 <a href="#">R-78C-1.0</a>	1.0	5-42	1.8, 3.3, 5, 9, 12, 15	SIP3 11.6 x 8.5 x 10.4 mm (0.5" x 0.3" x 0.4")	EN/IEC60950-1	Operating temperature range: -40°C to +85°C output voltage up to 15V input voltage up to 42V 1A continuous in small package 
 <a href="#">R-78T-1.0</a>	1.0	7-42	3.3, 5, 12	SMD 23.0 x 27.2 x 10.0 mm (/AC or /AL) (0.9" x 1.1" x 0.4") 23.0 x 29.4 x 8.0 mm (/FC) (0.9" x 1.2" x 0.3")	N/A	Operating temperature range: -40°C to +85°C input voltage up to 42V 
 <a href="#">R-78B-1.5 (L)</a>	1.5	4.5-18	3.3, 5, 6.5	SIP3 11.5 x 8.5 x 17.5 mm (0.5" x 0.3" x 0.7")	IEC/EN60950-1	Operating temperature range: -45°C to +85°C "L" version with 90° pins efficiency up to 95% 

# SWITCHING REGULATORS

## STEP DOWN




- Standard pinout
- MTBF up to 21 million hours
- SCP
- Very high efficiency
- Internal SMD construction
- Wide operating temperature range
- No heatsink required
- RoHS compliant
- REACH compliant
- Warranty up to 3 years
- Modified standards available

Series	Output current (A)	Vin (VDC)	Vout (VDC)	Case / Dimensions (LxWxH)	Certifications	Other Features
 <a href="#">R-78K-2.0(L)</a>	2.0	4.5-36	1.2, 1.5, 1.8, 2.5, 3.3, 5, 9, 12, 15	SIP3 11.5 x 8.5 x 17.5 mm (0.5" x 0.3" x 0.7")	EN/IEC62368-1	Operating temperature range: -40°C to +90°C without derating, pin compatible with 78 series regulators, "L" version with 90° pins efficiency up to 96%
  <a href="#">R-78K-3.0</a>	3.0	6.5-36	1.8, 2.5, 3.3, 5, 6.5	SIP3 11.5 x 8.5 x 17.5 mm (0.5" x 0.3" x 0.7")	N/A	Operating temperature range: -40°C to +100°C 5-sided shielding
 <a href="#">RPMMA-4.5</a> <a href="#">RPMA-8.0</a>	4.5 8	9-53	5-30 3.3-16.5	1/32 brick 19.1 x 23.4 x 9.6 mm (0.75" x 0.9" x 0.4")	N/A	Ultra-wide operating temperature range: -40°C to +85°C OCP and OTP, CTRL, and remote sense selectable outputs
 <a href="#">RPMGE-10</a>	10	18-75	5, 12	1/8 brick 56.4 x 22.9 x 11.97 mm (2.2" x 0.9" x 0.5")	N/A	Operating temperature range: -40°C to +120°C efficiency up to 92% adjustable output from 3.3 to 15VDC
 <a href="#">RPMGS-20</a>	20	18-75	3.3-8 8-24	1/16 brick 36.83 x 34.04 x 15.0 mm (1.4" x 1.3" x 0.6")	N/A	Ultra-wide operating temperature range: -40°C to +120°C, efficiency up to 97% UVLO, OTP, and OCP protected adjustable output voltage
 <a href="#">RPMGQ-20</a>	20	18-75	3.3-8 8-24	1/4 brick 56.4 x 36.83 x 15.0 mm (2.2" x 1.4" x 0.6")	N/A	Ultra-wide operating temperature range: -40°C to +120°C, efficiency up to 97% UVLO, OTP, and OCP protected adjustable output voltage
 <a href="#">RPMGH-40</a>	40	18-75	5, 12	1/2 brick 61.0 x 57.9 x 14.89 mm (2.4" x 2.3" x 0.6")	N/A	Operating temperature range: -40°C to +120°C high efficiency up to 97% adjustable output voltage from 3.3 to 24VDC

# SWITCHING REGULATORS

## BOOST / BUCK-BOOST

- Standard Pinout
- MTBF up to 21 million hours
- Short circuit protection
- High efficiency up to 99%
- Internal SMD construction
- Wide operating temperature range
- No heatsink required
- RoHS compliant
- REACH compliant
- Ultra high specification
- Modified standards available

Series	Output current (A)	Vin (VDC)	Vout (VDC)	Case / Dimensions (LxWxH)	Certifications	Other Features
<b>BOOST</b>						
 <a href="#">R-78S-0.1</a>	0.1	0.65-3.3	1.8, 3.3, 3.6	SIP4 11.6 x 8.5 x 10.4 mm (0.5" x 0.3" x 0.4")	IEC/EN62368-1	Designed to power microprocessors and IoT operating temperature range: -40°C to +100°C boost converter to run from single cell batteries
<b>BUCK-BOOST</b>						
 <a href="#">RBB10-2.0</a>	4	2.3-5.5	1-5.5	LGA-25 12.19 x 12.19 x 3.75 mm (0.5" x 0.5" x 0.2")	N/A	7µA standby power consumption SCP, OTP, OCP dual regulation modes for optimized performance or efficiency
 <a href="#">RBBA3000</a>	50	9-60	0-60	1/2 brick 60.6 x 63.2 x 13.0 mm (2.4" x 2.5" x 0.5")	EN/IEC62368-1	Adjustable output voltage and current efficiency up to 96% operating temperature range: -40°C to +85°C without derating



# SWITCHING REGULATORS

## POWER MODULES








- Advanced 3D Power Packaging
- No heatsink required
- Compact SMD footprint
- 0.5 to 20A
- Wide operating temperature range
- Trimmable outputs
- High efficiency up to 99%
- Short circuit protection
- Fully-automated production

Series	Output current (A)	Vin (VDC)	Vout (VDC)	Case / Dimensions (LxWxH)	Certifications	Other Features
<b>5VIN BUCK</b>						
 <a href="#">RPZ-0.5</a>	0.5	2.3-5.5	0.6-5.375	QFN 2.0 x 2.0 x 1.6 mm (0.08" x 0.08" x 0.06")	N/A	SCP, OCP, OVP, and UVLO, efficiency up to 91% operating temperature range: -40°C to +125°C (with derating)
 <a href="#">RPZ-1.0</a>	1	2.3-5.5	0.6-5.25	QFN 2.0 x 2.0 x 1.6 mm (0.08" x 0.08" x 0.06")	N/A	SCP, OCP, and UVLO, efficiency up to 88% operating temperature range: -40°C to +125°C (with derating) ultra compact design with low profile (1.6mm)
 <a href="#">RPZ-2.0</a>	2	2.75-6	0.6-5.74	QFN 2.5 x 3.5 x 1.6 mm (0.1" x 0.14" x 0.06")	N/A	SCP, OCP, and UVLO, efficiency up to 90% operating temperature range: -40°C to +90°C (full load) ultra compact design with low profile (1.6mm)
 <a href="#">RPZ-3.0A</a>	3	2.75-6	0.6-5.5	QFN 2.5 x 3.5 x 1.6 mm (0.1" x 0.14" x 0.06")	N/A	SCP, OCP, OTP, and UVLO, efficiency up to 92% operating temperature range: -40°C to +125°C (with derating)
 <a href="#">RPZ-6.0</a>	6	2.75-7	0.6-6.65	QFN 4.0 x 6.0 x 1.6 mm (1.16" x 0.24" x 0.63")	N/A	SCP, OCP, OTP, and UVLO efficiency up to 90% operating temperature range: -40°C to +125°C (with derating)
<b>12VIN BUCK</b>						
 <a href="#">RPL-1.0</a>	1	3-22	0.6-12	LGA-11 3.0 x 3.0 x 2.0 mm (0.12" x 0.12" x 0.08")	N/A	SCP, OCP, OTP, and UVLO, efficiency up to 84% operating temperature range: -40°C to +125°C (with derating) compact design with low profile (2mm)
 <a href="#">RPM-1.0</a>	1	3-17	3.3, 5 trimmable 0.9-6.0V	LGA-25 12.19 x 12.19 x 3.75 mm (0.5" x 0.5" x 0.2")	N/A	Operating temperature range: -40°C to +107°C at full load very high efficiency up to 99% 6-sided shielding for low EMI

# SWITCHING REGULATORS

## POWER MODULES


















- Advanced 3D Power Packaging
- No heatsink required
- Compact SMD footprint
- 0.5 to 20A
- Wide operating temperature range
- Trimmable outputs
- High efficiency up to 99%
- Short circuit protection
- Fully-automated production

Series	Output current (A)	Vin (VDC)	Vout (VDC)	Case / Dimensions (LxWxH)	Certifications	Other Features
 <a href="#">RPM-2.0</a>	2	3-17	3.3, 5 trimmable 0.9-6.0V	LGA-25 12.19 x 12.19 x 3.75 mm (0.5" x 0.5" x 0.2")	N/A	Operating temperature range: -40°C to +105°C at full load very high efficiency up to 98% 6-sided shielding for low EMI
 <a href="#">RPL-3.0</a>	3	4-18	0.8-5.2	LGA-10 3.0 x 3.0 x 1.45 mm (0.1" x 0.1" x 0.06")	N/A	Very high power density 3A maximum output current very low 1.45mm profile enable, sense, and power good functions
 <a href="#">RPM-3.0</a>	3	3-17	3.3, 5 trimmable 0.9-6.0V	LGA-25 12.19 x 12.19 x 3.75 mm (0.5" x 0.5" x 0.2")	N/A	Operating temperature range: -40°C to +105°C at full load very high efficiency up to 97% 6-sided shielding for low EMI
 <a href="#">RPL-5.0</a>	5	2.75-17	0.6-12	QFN 4.0 x 6.0 x 1.6 mm (1.16" x 0.24" x 0.63")	N/A	SCP, OCP, and UVLO, efficiency up to 90% operating temperature range: -40°C to +125°C (with derating)
 <a href="#">RPM-6.0</a>	6	3-17	3.3, 5 trimmable 0.9-6.0V	LGA-25 12.19 x 12.19 x 3.75 mm (0.5" x 0.5" x 0.2")	N/A	Operating temperature range: -40°C to +90°C at full load very high efficiency up to 99% 6-sided shielding for low EMI
 <a href="#">RPL-10</a>	10	4-16	0.6-5.5	LGA-29 7.0 x 7.0 x 4.4 mm (0.28" x 0.28" x 0.17")	N/A	SCP, OCP, OTP, and UVLO, efficiency up to 94% operating temperature range: -40°C to +125°C (with derating)
 <a href="#">RPL-20</a>	20	4-16	0.6-5.5	LGA-29 7.0 x 7.0 x 4.4 mm (0.28" x 0.28" x 0.17")	N/A	SCP, OCP, OTP, and UVLO, efficiency up to 94% operating temperature range: -40°C to +125°C (with derating)

# SWITCHING REGULATORS

## POWER MODULES

- Advanced 3D Power Packaging
- No heatsink required
- Compact SMD footprint
- 0.5 to 20A
- Wide operating temperature range
- Trimmable outputs
- High efficiency up to 99%
- Short circuit protection
- Fully-automated production

Series	Output current (A)	Vin (VDC)	Vout (VDC)	Case / Dimensions (LxWxH)	Certifications	Other Features
<b>24VIN BUCK</b>						
  <a href="#">RPX-0.5Q</a>	0.5	4-36	0.8-30	QFN 3.0 x 5.0 x 1.6 mm (0.1" x 0.2" x 0.06")	N/A	AEC-Q100 grade 1, wettable flank SCP, OCP, OTP, and UVLO protection operating temperature range: -40°C to +125°C trimmable output 
 <a href="#">RPX-1.0</a>	1	4-36	0.8-30	QFN 3.0 x 5.0 x 1.6 mm (0.1" x 0.2" x 0.06")	N/A	SCP, OCP, OTP, and UVLO protection operating temperature range: -40°C to +125°C trimmable output 
 <a href="#">RPX-1.5</a>	1.5	4-36	0.8-30	QFN 3.0 x 5.0 x 1.6 mm (0.1" x 0.2" x 0.06")	N/A	SCP, OCP, OTP, and UVLO protection operating temperature range: -40°C to +125°C trimmable output 
  <a href="#">RPX-1.5Q</a>	1.5	4-36	0.8-30	QFN 3.0 x 5.0 x 1.6 mm (0.1" x 0.2" x 0.06")	N/A	AEC-Q100 grade 1, wettable flank SCP, OCP, OTP, and UVLO protection operating temperature range: -40°C to +125°C trimmable output 
  <a href="#">RPY-1.5Q</a>	0-1.5	4-36	0.8-34.8	QFN 3.0 x 5.0 x 1.6 mm (0.1" x 0.2" x 0.06")	N/A	AEC-Q100 grade 1, wettable flank, constant current module with integrated shielded inductor, 1.5A output with 0-100% PWM dimming, enable, fault thermal shutdown, and soft-start functions 
 <a href="#">RPMB-2.0</a>	2	4-36	3.3, 5, 12, 15 trimmable 1-24V	LGA-25 12.19 x 12.19 x 3.75 mm (0.5" x 0.5" x 0.2")	N/A	Operating temperature range: -40°C to +100°C with derating, convection cooled adjustable output up to 24V 
 <a href="#">RPX-2.5</a>	2.5	4.5-28	1.2-6	QFN 4.5 x 4.0 x 2.0 mm (0.2" x 0.1" x 0.07")	N/A	Very high power density with SCP, OCP, OTP, OVP, and UVLO protection efficiency up to 91% trimmable output 













# SWITCHING REGULATORS

- Advanced 3D Power Packaging
- No heatsink required
- Compact SMD footprint

- 0.5 to 20A
- Wide operating temperature range
- Trimmable outputs

- High efficiency up to 99%
- Short circuit protection
- Fully-automated production

## POWER MODULES

Series	Output current (A)	Vin (VDC)	Vout (VDC)	Case / Dimensions (LxWxH)	Certifications	Other Features
 <a href="#">RPMB-3.0</a>	3	4-36	3.3, 5, 12, 15 trimmable 1-24V	LGA-25 12.19 x 12.19 x 3.75 mm (0.5" x 0.5" x 0.2")	N/A	Operating temperature range: -40°C to +100°C with derating, convection cooled adjustable output up to 24V 
 <a href="#">RPX-4.0</a>	4	3.8-36	1-7	QFN 5.0 x 5.5 x 4.0 mm (0.2" x 0.2" x 0.2")	N/A	Very high power density excellent thermal performance power good, enable, and trimmable output 
<b>HIGH VOLTAGE BUCK</b>						
 <a href="#">RPMH-0.5</a>	0.5	4.3-65	3.3, 5, 12, 15, 24	LGA-25 12.19 x 12.19 x 3.75 mm (0.5" x 0.5" x 0.2")	N/A	Wide input range, operating temperature range: -40°C to +95°C at full load on/off, sense, trim, power good, and sequencing functions 
<b>new</b>  <a href="#">RPMVH-0.5</a>	0.5	6-115	3.3, 5, 12, 24	LGA-25 12.19 x 12.19 x 3.75 mm (0.5" x 0.5" x 0.2")	N/A	Wide input range, operating temperature range: -40°C to +95°C at full load on/off, sense, trim, power good, and sequencing functions 
 <a href="#">RPMH-1.5</a>	1.5	5-60	3.3, 5, 12, 15, 24	LGA-25 12.19 x 12.19 x 3.75 mm (0.5" x 0.5" x 0.2")	N/A	Wide input voltage range operating temperature range: -40°C to +100°C at full load 
 <a href="#">RPH-3.0</a>	3	4.5-55	1-15	QFN 10.0 x 12.0 x 4.0 mm (0.39" x 0.47" x 0.16")	N/A	SCP, OCP, OVP, and UVLO efficiency up to 91% operating temperature range: -40°C to +125°C (with derating) 















# LED DRIVERS

- 3 to 25 watts
- Constant current or constant voltage available

- High efficiency
- Ultra-low profile packages
- Modified standards available

- Dimmable series available




## AC/DC CONSTANT CURRENT

Series	Power (W)	Output current (mA)	Vin (VAC)	Vout (VDC)	Isolation	Dimensions (LxWxH)	Certifications	Other Features	
 <a href="#">RACD03</a>	3	350 500 700	90-264 90-132	2.5-15 (3-12) 2.5-11 (3-9.5) 2.5-6 (3-4.5)	3.75 kVAC / 1 min	52.1 x 29.6 x 23.1 mm (2.1" x 1.2" x 0.9")	UL8750 EN/IEC61347-1, 2-13	IP66, CC/CV wired connections compact size	
 <a href="#">RACD06-LP</a>	6	350 500 700	198-264	2-18 2-12 2-9	3.75 kVAC / 1 min	98.0 x 46.0 x 11.0 mm (3.9" x 1.8" x 0.4")	EN/IEC61347-1 EN/IEC61347-2-13 EN/IEC62384	Ultra-low profile economical design screw terminals	
 <a href="#">RACD07</a>	7	250 350 500 700	90-295	14-28 10-20 5-14.5 3-10.5	3.75 kVAC / 1 min	57.0 x 40.8 x 24.0 mm (2.2" x 1.6" x 0.9")	UL8750 EN61347-1 EN61347-2-13 EN61547	IP67 wired connections compact size	
 <a href="#">RACD12-LP</a>	12	350 500 700	198-264	2-37 2-24 2-19	3.75 kVAC / 1 min	128.0 x 50.0 x 13.0 mm (5.0" x 2.0" x 0.5")	EN/IEC61347-1 EN/IEC61347-2-13 EN/IEC62384	Ultra-low profile, economical design, screw terminals fully protected (OLP, SCP, OCP, OTP)	
 <a href="#">RACD20-LP</a>	20	350 500 700	198-264	2-59 2-40 2-31	3.75 kVAC / 1 min	128.0 x 50.0 x 13.0 mm (5.0" x 2.0" x 0.5")	EN/IEC61347-1 EN/IEC61347-2-13 EN/IEC62384	Ultra-low profile, economical design, screw terminals fully protected (OLP, SCP, OCP, OTP)	
 <a href="#">RACV22-24SW</a>	22	920	176-264	24	3.2 kVAC / 1 min	294.0 x 76.0 x 40.0 mm (11.6" x 3.0" x 1.6")	EN/IEC61347-1, -2-13 EN/IEC62384 DIN EN60664 IEC60721-3-2	LED driver for trackside railway lighting applicable for nGgB DB InfraGO AG excellent PFC, high efficiency, low THD housing with connection box in IP65	
 <a href="#">RACT25</a>	25	500 700 1050	198-264	25-50 18-36 12-24	3.75 kVAC / 1 min	120.0 x 45.0 x 28.0 mm (4.7" x 1.8" x 1.1")	EN/IEC61347-1 EN/IEC61347-2-13 EN61547 EN62493 EN55015	dimmable with leading or trailing edge dimmers class II with SELV output (no earth required)	

# LED DRIVERS



## DC/DC CONSTANT CURRENT

- All-in-one
- Ready to use (no external components necessary for basic use)
- High efficiency up to 97%
- PWM / digital and analog dimming
- Wide input voltage range
- Buck & buck-boost topology
- Optional flying wires (/W)
- Low emissions (built-in EMC filter)
- Short circuit protected
- Modified standards available

Series	Output current (A)	Vin (VDC)	Vout (VDC)	Case / Dimensions (LxWxH)	Certifications	Other Features
 <a href="#">RCD-24 (/W)</a>	0.3-1.2	4.5-36	2-35	DIP 22.1 x 12.55 x 8.5 mm (0.9" x 0.5" x 0.3")	EN/UL60950-1 EN61373 EN50121-3-2	Buck topology IP67 rated wired version available (/W) Vref out (/Vref) digital PWM and analog voltage dimming
 <a href="#">RCD-24/PL</a>	0.3-1.0	4.5-36	2-35	SMD 31.0 x 11.4 x 6.6 mm (1.2" x 0.5" x 0.3")	EN/UL60950-1 EN61373 EN50121-3-2 EN55022	Buck topology low profile, class B filter built-in tape & reel packaging (-R)
 <a href="#">RCDE-48</a>	0.35-1.05	6-60	3-52	DIP24 32.1 x 20.6 x 12.3 mm (1.2" x 0.8" x 0.5")	EN55015	Buck topology constant current output (350, 700, or 1050mA) digital PWM and analog voltage dimming high efficiency up to 97%

# LED DRIVERS

## ACCESSORIES

Series	Operating principle	Power (W)	Input Voltage (VAC)	Other Features
 <a href="#">RELI-DA01/R</a>	DALI-to-PWM/analog control signal interface	1.6	90-290	DALI IEC62386, PWM / 0-10V output compatible with all RECOM dimmable drivers spring terminals
 <a href="#">RELV4-16</a>	DALI Bus power supply	3.2	90-264	Designed to power the DALI bus DALI compliant screw terminals

# RECOM POWER SYSTEMS – CUSTOM SOLUTIONS

RECOM Power Systems S.r.l based in Italy specializes in custom power converter solutions with high reliability/harsh environment applications, designed and manufactured in Europe to offer close local technical and sales support. Products developed include: high power DC input and single/three-phase AC input converters, cascadable up to 30kW, battery chargers and balancers up to 11kW, suitable for a range of battery voltages up to 700VDC and above, bi-directional power supplies, and modular inverters with single/three-phase outputs. All AC input products incorporate active power factor correction, and modular PFC front ends are available up to 4kW with universal single and three-phase AC inputs.







Special products for rugged vehicle solutions in the marine, avionics, and defense sectors have also been developed up to 4kW rating, with single or multiple outputs, high levels of functionality, robustness, and environmental protection. RECOM Power Systems has extensive expertise in standards compliance in high reliability markets and can provide certification of products to functional, safety, and EMC standards for the industrial, rail, transportation, medical, and defense markets. Although most products are bespoke (customized), RECOM Power Systems uses a variety of proven platform designs as a basis, to minimize costs, risk, and turn-round time. Customers are invited to browse the featured products as examples of RECOM Power Systems capability and to contact the company with your particular requirements.

## CUSTOM SOLUTIONS

30kW BATTERY CHARGERS |  
INVERTERS | PFC FRONT ENDS |

- High power solutions for DC or AC line with DC, 1AC, or 3AC
- Wide operating temperature range
- Bidirectional power supplies up to 11kW with 3AC input and active PFC
- Inverters up to 5kW
- Special applications & rugged vehicle solutions up to 4kW
- Battery charging & battery balancing up to 30kW
- OCP, OTP, OVP, and SCP

Series	Power (W)	Vin	Vout (VDC)	Isolation	Case / Dimensions (LxWxH)	Comply with	Other features
 MD200	220	28VDC	5V / 2 x 12VDC	1500VDC	184.4 x 167.0 x 40.6 mm (7.2" x 6.5" x 1.6")	MIL-STD-704A, -810F DEF-STAN 59-41 DO-160E/ED14E BS.2011, IPC-A-610D MIL-HDBK-217F EN62368-1	Plug & play DC/DC converter for special applications, robust, high reliability, multiple output, contact cooling IP40 for ambient protection
 ID250	240	24 - 48 - 72 - 110VDC	48VDC: 50-156VAC 24-72-110VDC: 200-240VAC	3500VAC	289.0 x 128.0 x 100.0 mm (11.4" x 5.0" x 3.9")	EN50155, IS402, CE EN50121-4, -3-2 EN50124-1, EN50125-3 EN61373 (1B) EN62368-1	Railway inverter power for passenger socket or for driver desks fully railway-approved reliable AC-power
 SD280	280	28VDC	Multiple output DC	N/A	250.0 x 130.0 x 100.0 mm (9.8" x 5.1" x 3.9")	N/A	High functionality converter, power supply with integrated functional interfaces compact design for critical ambient conditions excellent EMC behavior
 PFC800	800	230V1AC	365VDC	N/A	186.0 x 80.0 x 43.6 mm (7.3" x 3.1" x 1.7")	EN61000-6-2 EN61000-6-4 EN61000-3-2/A14 EN62368-1 CE	Modular power factor correction mobile or stationary use excellent performance compact design, high efficiency

# CUSTOM SOLUTIONS

30kW BATTERY CHARGERS |  
INVERTERS | PFC FRONT ENDS




- High power solutions for DC or AC line with DC, 1AC, or 3AC
- Wide operating temperature range
- Bidirectional power supplies up to 11kW with 3AC input and active PFC
- Inverters up to 5kW
- Special applications & rugged vehicle solutions up to 4kW
- Battery charging & battery balancing up to 30kW
- OCP, OTP, OVP, and SCP

Series	Power (W)	Vin	Vout (VDC)	Isolation	Case / Dimensions (LxWxH)	Comply with	Other Features
 IPS1200	1200	48VDC±10% 24V or 48VDC	115V 3AC	1500VAC	250.0 x 149.9 x 96.7 mm (9.8" x 5.9" x 3.8")	MIL-STD-461F (Cat. Submarine) AECTP-400 (Edt.3) Method 403 AECTP-400 (Edt.3) Method 401 MIL-STD-810F 807.4, CE	Navi/marine inverter base plate cooling high efficiency, compact design robust, high reliability
 PFC1600	1600	230V 1AC	360	N/A	186.0 x 158.0 x 44.0 mm (7.3" x 6.2" x 1.7")	EN61000-6-2 EN61000-6-4 EN61000-3-2/A14 EN62368-1 CE	Modular power factor correction mobile or stationary use excellent performance compact design, high efficiency
 MA2000	1400-2000	90-264VAC 3-120VDC	12 2-80	1750VAC	318.0 x 212.0 x 165.0 mm (12.5" x 8.3" x 6.4")	EN61000-6-1, -6-3 EN62368-1 EN61010 EN60068-2-6 EN61326 class B CE	Battery conditioner for e-mobility production automation digital regulation concept high functionality
 PFC3200	3200	230V 1AC	365	N/A	199.0 x 186.0 x 44.0 mm (7.8" x 7.3" x 1.7")	EN61000-6-2 EN61000-6-4 EN61000-3-2/A14 EN62368-1 CE	Modular power factor correction mobile or stationary use, excellent performance, compact design, high efficiency easy to integrate
 RMOC(D) 3200	3200	400V 3AC or 700VDC	24-110	1500VAC	410.0 x 235.0 x 85.0 mm (16.1" x 9.2" x 3.3")	EN62368-1 EN61000-6-2, -6-4 EN50155, EN50121-3-2 EN61373 1B EN50124-1, EN50153 EN45545-2	Battery charger for mobile applications railway-approved according to EN50155 robust and compact design interface for data communication
 PFC4000	4000	230-480V 3AC	360	N/A	Platform design	EN61000-6-2 EN61000-6-4 EN62638-1 CE	Modular power factor correction mobile or stationary use excellent performance compact design, high efficiency
 RMOC4000	4000	115VAC 400V 3AC	24, 48 24, 48, 60	>200MW with 500VDC	617.0 x 483.0 x 132.0 mm (24.3" x 19.0" x 5.2")	STANAG 1008 EN62638-1 CE101 RE101 RE102 (Navy Fixed) CS101	Robust, compact design high efficiency industry AC power supply for 700VDC version see SD4000
 SD4000	4000	320/450 600VDC	24, 48	1500VAC	483.5 x 370.0 x 132.0 mm (19.0" x 14.5" x 5.2")	EN62368-1 EN61000-6-2 EN61000-6-4 CE	Converter for high level DC-input traction battery 320VDC / 450VDC / 600VDC high efficiency robust, compact design

# CUSTOM SOLUTIONS

30kW BATTERY CHARGERS |  
INVERTERS | PFC FRONT ENDS

- High power solutions for DC or AC line with DC, 1AC, or 3AC
- Wide operating temperature range
- Bidirectional power supplies up to 11kW with 3AC input and active PFC
- Inverters up to 5kW
- Special applications & rugged vehicle solutions up to 4kW
- Battery charging & battery balancing up to 30kW
- OCP, OTP, OVP, and SCP

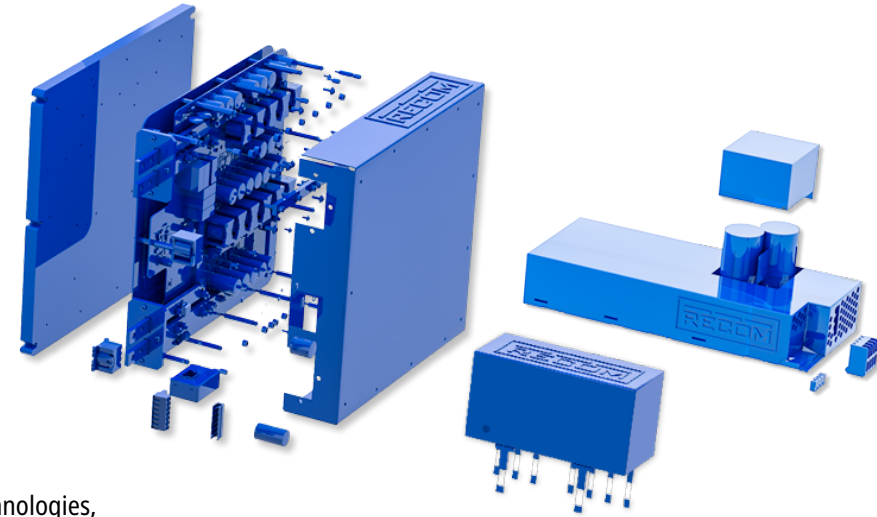
Series	Power (W)	Vin	Vout (VDC)	Isolation	Case / Dimensions (LxWxH)	Comply with	Other Features
 RMOC5000	5000	360-440V 3AC	39.5-58	4 kVAC	526.0 x 483.0 x 88.0 mm (20.7" x 19.0" x 3.5")	EN62368-1 EN50125-3 EN50129 EN50124-1/A1/A2 EN50121-3-2, -4 EN50155, EN45545-2	5kw battery charger for mobile use railway-approved concept 3Ph-AC input with active PFC output for 24V up to 110V battery
 SAB10000	10000	340-470V 3AC 520-700VDC	20 24	1500VAC	670.0 x 443.0 x 128.0 mm (26.4" x 197.4" x 5.0")	EN62368-1 EN61000-6-4, -3-2 EN61000-4-2, -4-3 EN61000-4-4, -4-5 EN61000-4-6, -4-8 EN61000-4-11	Bidirectional battery balancer for e-mobility production automation digital regulation concept high functionality
 MA11000	11000	180-480V 3AC	24, 48	1500VAC	503.0 x 430.0 x 141.0 mm (19.8" x 16.9" x 5.5")	EN61000-6-3 EN61000-6-1 EN62368-1, EN61010 EN60068-2-6 EN61326 class B CE	Battery conditioner for e-mobility production automation digital regulation concept high functionality

# POWER PRODUCTS DESIGNED TO FIT YOUR SPECIFICATIONS

RECOM is renowned for an exceptionally wide range of cost-effective standard products available globally. Additionally, we invite inquiries for full or semi-custom designs made to fit your individual specifications. All power levels can be considered, right from sub-1W board-mount up to kilowatt rack-mounted solutions for any application – industrial, medical, energy, aerospace, rail, or military COTS. Customizable product types include AC/DCs, DC/DCs, battery chargers/conditioners, inverters, PFC front ends, and much more. An in-house conformal coating machine ensures that custom solutions also meet strict environmental specifications. Your special requirement may also be met by modifying a standard product while retaining its existing safety certification, providing you with a very economical, simple, and quick solution. In the past, RECOM has modified many standard production parts as per particular customer specifications; we might hence already have the part you need in our design library.

RECOM has design teams in Austria, Italy, China Mainland, Thailand, and Taiwan area, who design with the latest technologies, using state-of-the-art CAD tools for circuit emulation and thermal simulation. In-house EMC test facilities can confirm compliance with international standards and our experienced R&D engineers ensure that the designs fully meet the application requirements. Third-party safety agency and EMC certificates can be arranged for any custom design.


RECOM recommends that you discuss your power converter requirements with us before drawing up a final specification. This will ensure that the proposed product can be made most cost-effectively and designed, built, and certified in the fastest timescale. For example, matching a new design BoM to the RECOM manufacturing technology database will enable the use of common components that are always kept in stock, resulting in the most economical custom product.



## FULL CUSTOMIZE

- Built to your specification
- From concept to production
- Any shape, size or color
- Meets safety & EMC standards


Full customs can be designed from sub-1W to kilowatts by our engineering teams in Austria, Italy, Taiwan, and China, depending on the individual specification. RECOM Power Systems in Italy has particular expertise in custom high-power single and three-phase AC/DCs, DC/DCs, battery chargers/conditioners, PFC front ends, and inverters. These can be designed for any particular market — industrial, medical, energy, aerospace, rail, and defense COTS. State-of-the-art design techniques are used for high power density and high efficiency, with the lowest cost. Safety certification can be arranged to meet all the common standards. EMC compliance can also be realized with the pre-compliance testing performed using our in-house test chambers, and we can arrange for a third-party EMC certification.



## SEMI CUSTOM

- Based on proven designs
- Accelerate time-to-market
- Lower cost than a full custom
- Uses existing infrastructure


Often, a customer specification can be met using an existing 'platform' design that has the advantage of proven performance and reliability in the field. This is a more economical approach than a full custom, and product safety assurance and EMC certification are simplified, reducing the risk and accelerating the time to the market. Existing in-house stock components, tooling, and manufacturing processes may be used, resulting in a cost-effective product.



## MODIFIED STANDARD

- Standard designs, fine tuned
- Certifications remain valid
- Lowest cost and fastest TTM
- Uses existing supply chain

Do you sometimes look at a datasheet and think, 'If only this one specification were changed, it would be ideal'? RECOM Power Systems has a large range of standard products that can often be easily modified to accommodate simple customer requests, such as a change to the output voltage, pinout, or encapsulation material. In many cases, existing certifications for safety and EMC remain valid, saving significant costs and time. RECOM has manufactured many 'modified standards' in the past; so, we might already have met your particular requirements.



## DISCRETE SOLUTIONS

- Power ICs and transformers
- Your choice of layout and specification
- Fast TTM even for custom solutions
- Uses existing supply chain

RECOM now offers you both IC discrete solutions as well as complete DC/DC modules. There is no need for any compromises. It is your choice: a standard module that is pre-assembled, tested and ready to go, or a customizable discrete component solution which is simpler to integrate into your existing production process, where you decide the layout and component positioning and where you also benefit from lower pricing as the volume increases – just like any other SMD component.



# RECOM POWER WORLDWIDE

## EMEA

**RECOM Power GmbH**  
**RECOM Engineering GmbH & Co KG**  
Münzfeld 35  
4810 Gmunden  
AUSTRIA  
Phone: +43 7612 88325 700  
info@recom-power.com  
sales.at@recom-power.com

**RECOM Engineering GmbH & Co KG**  
Rennweg 33B / Ungargasse 66  
1030 Vienna  
AUSTRIA  
info@recom-power.com

**RECOM Electronic GmbH & Co. KG**  
Carl-Ulrich-Straße 4  
63263 Neu-Isenburg  
GERMANY  
Phone: +49 6102 88381-0  
info@recom-power.com

**RECOM Power Systems S.r.l.**  
Via Enrico Fermi 1  
31010 Mareno di Piave (TV)  
ITALY  
Phone: +39 0438 771311  
rps@recom-power.com

## APAC

**RECOM Asia Pte. Ltd.**  
22 Jalan Kilang,  
#06-01 Mova Building  
Singapore 159419  
Phone: +65 6276 8795  
enquiry@recom-power.com

**RECOM Asia Pte. Ltd.**  
(Shanghai Representative Office)  
Room 602, Magnolia Plaza No. 777,  
Hong Qiao Road  
Shanghai, CHINA 200030  
Phone: +86 (21) 6448 1989/1990  
enquiry@recom-power.com

**RECOM Power Japan K.K.**  
Shinjuku Park Tower N30th Floor  
3-7-1 Nishi-Shinjuku Shinjuku-ku  
Tokyo 163-1030 JAPAN  
Phone: +81 (3) 5326 3047  
recomjapan@recom-power.com

**RECOM Power (Thailand) Co., Ltd.**  
101 True Digital Park East,  
Pegasus Building, 5FL, Unit 504,  
Sukhumvit Rd, Bangchak,  
Prakanong, Bangkok 10260

## AMERICAS

**RECOM Power, Inc.**  
3475 Ringsby Court Suite #426  
Denver, CO 80216  
Phone: +1-720-216-0255  
Fax: +1-720-465-7048  
admin@recom-power.com  
techsupportamericas@recom-power.com

